



Forbes Hall  
&  
Studio Theatre

**Lucia Mar Unified School District  
Clark Center For The Performing Arts  
Technical Information**

**Revised 3/7/2024**

The following information is supplied according to the best of our ability. It should be clearly understood by any user that any critical dimensions or specifications must be checked and verified on site. Any questions arising from this package should be addressed to:

**Rick Pierce**

Clark Center Production Manager

Clark Center For The Performing Arts  
487 Fair Oaks Avenue  
Arroyo Grande, CA 93420

Phone: (805) 489-4196 x5  
Fax: (805) 489-4287  
Cell: (805) 710-6570

Email: [rick@clarkcenter.org](mailto:rick@clarkcenter.org)

# Technical Information

## April, 2017



<b><i>Table of Contents...</i></b>	<b><i>Page:</i></b>
Load In Access	3
Main Stage Space (Forbes Hall)	3
Rigging	4
Draperies	4
Miscellaneous Stage Equipment	5
Concert Equipment	5
Orchestra Shell	5
Orchestra Pit	6
Piano	6
Stage Manager	6
Company Switch	6
Lighting System	7
Sound System	8
Multi/Media	9
Forbes Auditorium	10
Studio Theater	11
Dressing Rooms	12
Box Office	12
Concessions Spaces	12
Salon	12
Operation Concerns	13
Restaurants	14
Hotels	14
Appendix - drawings & schedules	15
Lineset Schedule	16
Sound Console	17
L'Acoustic Line Array System	18
ETC - ION Lighting Console	19
Moving Lights	20
LED Cyc Lights	23
Clay Paky Axcor 400 Spot Info	24
DMX Map of Moving Lights	25
Lighting Instrument Schedule	28
Projector Inputs	33
Studio Theatre Lighting Equipment	34
Studio Theatre Map	35
Loading Dock Map	36

## **LOAD IN ACCESS**

The loading area is accessed from Valley Boulevard just past the intersection of Fair Oaks Avenue. .

Traffic will need to be stopped to accommodate a 40' trailer to access the loading area. Trucks may encroach on the street, but once unloaded can be parked towards the East end of the high school parking lot at the front of the building. There is room for several trucks and trailers.

The loading area has no dock and is accessed at street level. The door is 12' wide and 15' high. Loading ramps will be necessary.

## **FORBES HALL STAGE**

<u>Proscenium:</u>	Width	40' - 0"
	Height	21' - 4"
	Thickness	1' - 8"

<u>Stage:</u>	Depth - Plaster line to face of back wall columns	35' - 9"
	- Plaster line to face of stored orchestra shell	32' - 0"
	- edge of stage to first row of seats	6' - 0"
	Width - wall to wall	79' - 0"
	- centerline to SL wall	41' - 2"
	- centerline to SR fly rail	37' - 10"
	- stage left wing	17' - 0"
	- stage right wing	17' - 11"
	Height - above audience seating level	3' - 1"
	- above orchestra pit floor	6' - 0"
	- stage floor to grid	53' - 0"
	- stage floor to loading bridge	46' - 4"
	- stage floor to bottom of pin rail balconies	15 - 11"

Apron: Consists of manual pit covers made by Wenger elevated to stage height or audience seating level.

Depth - radius of arc at centerline	12' - 4"
- edge of stage to front edge of apron at offstage sides	5' - 5"
- edge of apron at arc to first row of seats	2' - 2"
Width - stage left door to stage right handicap elevator	65' - 0"

General: Floor - Tongue & groove fir over sleepers - topped with masonite and painted black.

Dance Floor - Harlequin Cascade capable of covering main playing area with overlap into wings.

Apron - Permanent steps lead into audience orchestra level from stage left. Step covers ("plugs") are installed when elevating apron (pit covers) to stage height.

Elevator - A 32" x 58" wheel chair lift with a weight capacity of 750 pounds has been installed in the orchestra pit stage right to accommodate musicians with ADA concerns. This is not an equipment moving device.

## **RIGGING**

- Counterweight System:
- Single purchase located on stage right wall.
  - The arbors are 8' - 0" tall and their capacity is 2500 pounds.
  - There are 29 line sets, and not all are accessible. (See line set schedule in appendix.)
  - The fire curtain winch is accessed at the loading bridge.
  - All but 2 line sets are operable from the stage level and all are operable from the pin-rail above stage right.
  - The first electric is motorized and controlled only from the stage right pin-rail.
  - The tormentors or show legs are controlled only from the stage right pin-rail.
  - There is an additional pin-rail located above stage left.
  - All battens are 52' in length.

## **DRAPERIES**

The fire curtain is rigid and is driven by a winch from the loading bridge, or by pulling the emergency releases on the proscenium both stage left and right.

- House curtain:
- Forest Green Velour, permanently hung on Line #2, guillotine or traverse opening operated from stage right.
  - Matching Green Velour Valance, hung on line #1.
  - Matching Tormentors or show legs, hung on line #3
- Legs:
- 4 pair, 8' x 24', black velour
- Borders:
- 4, 8' x 52', black velour
- Blackout:
- Full stage width, black velour, guillotine or traverse opening from stage right. (Line #12 @ 13'-6" from plaster line.)
  - Full stage width in 2 panels, black velour, guillotine only. (Line #23 @ 24'-2" from plaster line.)

- Scrim: - Full stage width, black sharktooth, hung on Line #26.
- Cyclorama: - Full stage width (non wrap around), natural muslin on Line #29.

## **MISCELLANEOUS STAGE EQUIPMENT**

- Platform risers: - 12, 4' x 8' Wenger risers, adjustable to heights of 4", 12", 14", 16", and 18".
- Personnel lift: - AWP-24 Genie Lift, 24' capacity
- Wardrobe racks: - 4 portable
- Tables: - 6 high impact plastic Thermos banquet tables - 36" x 60"  
- 12 high impact plastic conference tables - 18" x 60"
- Lecterns - 2 cherry wood finished podiums

## **CONCERT EQUIPMENT**

- Chairs: - 160 green stackable metal chairs with padded cushions
- Music stands: - 40 black Manhasset
- Music stand lights: - 15 @ 40watt.
- Choral risers: - 4 Wenger folding 3 tiered risers without handrails

## **ORCHESTRA SHELL**

The Clark Center possesses a Wenger Diva, cherry wood veneer orchestra shell as part of its permanent equipment. It can be configured to enclose various sized spaces to accommodate anything from a single soloist to a full orchestra. The walls are moveable with a specially designed air caster lifting device which takes two technicians to operate and move. The shell consists of the following pieces:

- 6 side wall panels
- 3 back wall panels
- 3 ceiling pieces , 8' wide by 42' long
- The ceiling pieces are hung on Lines #7, #15 and #22.

The side and back panels are stored up against the back wall of the theater just behind the cyclorama.

## **ORCHESTRA PIT**

The orchestra pit is semi circular shaped at the center with rectangle areas to either side. The radius of the arc is 12' - 6" and the distance from stage level to pit floor is 6' - 0". The pit is accessible by the disabled via an elevator. The capacity of the elevator is 750 pounds with a platform area of 32" x 58". The recommended maximum capacity of the pit is about 15 musicians depending upon configuration of instrumentation.

The pit can be covered with a manual Wenger pit cover platform system, and established at either the house seating level, or as an apron at the stage level. If used at the house seating level, two additional rows of seating can be utilized - seating that is unavailable when the pit is open or the apron is installed forming a thrust at the stage level.

## **PIANO**

The Clark Center has one black, 6'11" Steinway "B" with a padded, adjustable concert piano seat. The Steinway must remain at the stage level and cannot be moved to the pit, however it can be used in the Studio Theater or the Salon for receptions.

## **STAGE MANAGER'S PANEL**

A rudimentary stage manager's panel is located on the proscenium wall stage right, and includes house lighting controls, stage work light controls, and intercom/page master controls. There are receptacles for attaching the lighting console or a remote control for theatrical lighting, Cat 5 data ports. There is also a paging system to the dressing rooms.

A portable lectern is available with desk lamp and high chair for the stage manager's use.

## **COMPANY SWITCH**

A 400 amp, 3 phase power supply is located on the back wall of the theatre, just stage left of center. This power is not supplied from a shielded isolation transformer.

## **LIGHTING SYSTEM**

- ACN Network - ETC Paradigm System
- Console: - ETC - ION control console located in lighting booth with 80 manual subs and 2 touch screen monitors
- DMX: - 6 universes, 1 for conventional lighting plus 4 for house moving lights & LED instruments. Universe 6 is empty and available for touring shows.  
- Network ports are located SL, SR, center house, and the lighting booth for a control console  
- DMX is located on all electrics, floor, and both pinrails
- Dimmers: - There are 228 Strand CD-80, dual module 2.4k dimmers, and 16 of those dimmers (2.4k) are assigned to the house lighting. There are 25 Johnson Systems non-dim modules. The Dimmer racks are located on the house right tech balcony adjacent to the proscenium. The house is wired circuit-per-dimmer. The dimmers and non-dims are controlled by Johnson Systems Cards.
- Circuitry: - There are 228 theatrical lighting circuits. All circuits are 20 amp twist-lock style connectors. Please see circuit and instrument schedules in the appendix for locations in the house.
- Moving Lights: - The Clark Center owns 20-Chauvet Rogue 2X, 10 Clay Paky Axcor 400 Spots, 5-Varilite 770s, and 4-Chauvet Qwash 560Z LED wash units.
- House Lights: - The house lights are controlled from a Paradigm touch screen in the booth, on stage right, and by preset buttons on stage left. The ION console can override the Paradigm system and the house lights can be written into show cues.
- Cyc Lights: - There are 11 Chauvet FC1 LEDs mounted on our 5<sup>th</sup> Electric for top light. There are 13 Chauvet FC1 LEDs permanently mounted as a ground row for bottom light.
- Follow Spots: - 2 Lycian 1272 Super Stars with 1200w lamps are located in the light booth, and positioned house left and right, with a 7 position boomerang.

### **Inventory:**

<b>Quantity</b>	<b>Item</b>
28	19 degree ETC lekos
40	26 degree ETC lekos
44	36 degree ETC lekos
24	Chauvet Rogue 2X LED moving lights

5	Vari Lite VL 770s
4	Chauvet Qwash 560Z LED moving lights
10	Clay Paky Axcor 400 Spots moving lights
24	Chauvet FC1 LED Cyc Lights
10	Chauvet E910 LED ERS
10	6" Barn doors
25	6" Top hats
8	Lighting trees (pipes & bases)
10	Pattern holders
5	Irises
8	Fixed Cheeseboroughs
8	Swivel Cheeseboroughs
10	10 ft. cables
25	15 ft. cables
15	Two-fers

## **SOUND SYSTEM**

The mixing console is located in the house at the rear of the orchestra section and left of center.

- Mixing Console: - Yamaha CL 5 with 32 channels
- Stage Box: - Yamaha RIO with 32 channels and AES outputs
- Speakers:
  - The center cluster is located above the proscenium arch and consists of an L'Acoustics Kiva II line array, and 6 SB18 Subwoofers.
  - The stereo L/R line arrays consist of L'Acoustics Kara speakers
- Front Fills: - Consists of 5 L'Acoustics 5XT, low profile speakers
- Side Fills: - 2 L'Acoustics X8 speakers are mounted on the proscenium arch behind the stereo arrays
- Monitor Speakers: - There are 8 L'Acoustic X12 speakers and 2 SB15M stage subs all mixed from FOH
- Microphones: - Assorted collection applicable to the space.
- Hearing Assistance: - Infrared hearing assistance system by Listen Systems
- Intercom System: - Clear Com, PL Pro SB-440 with 7 belt packs and headsets.

We can accommodate both digital and analog touring sound systems.

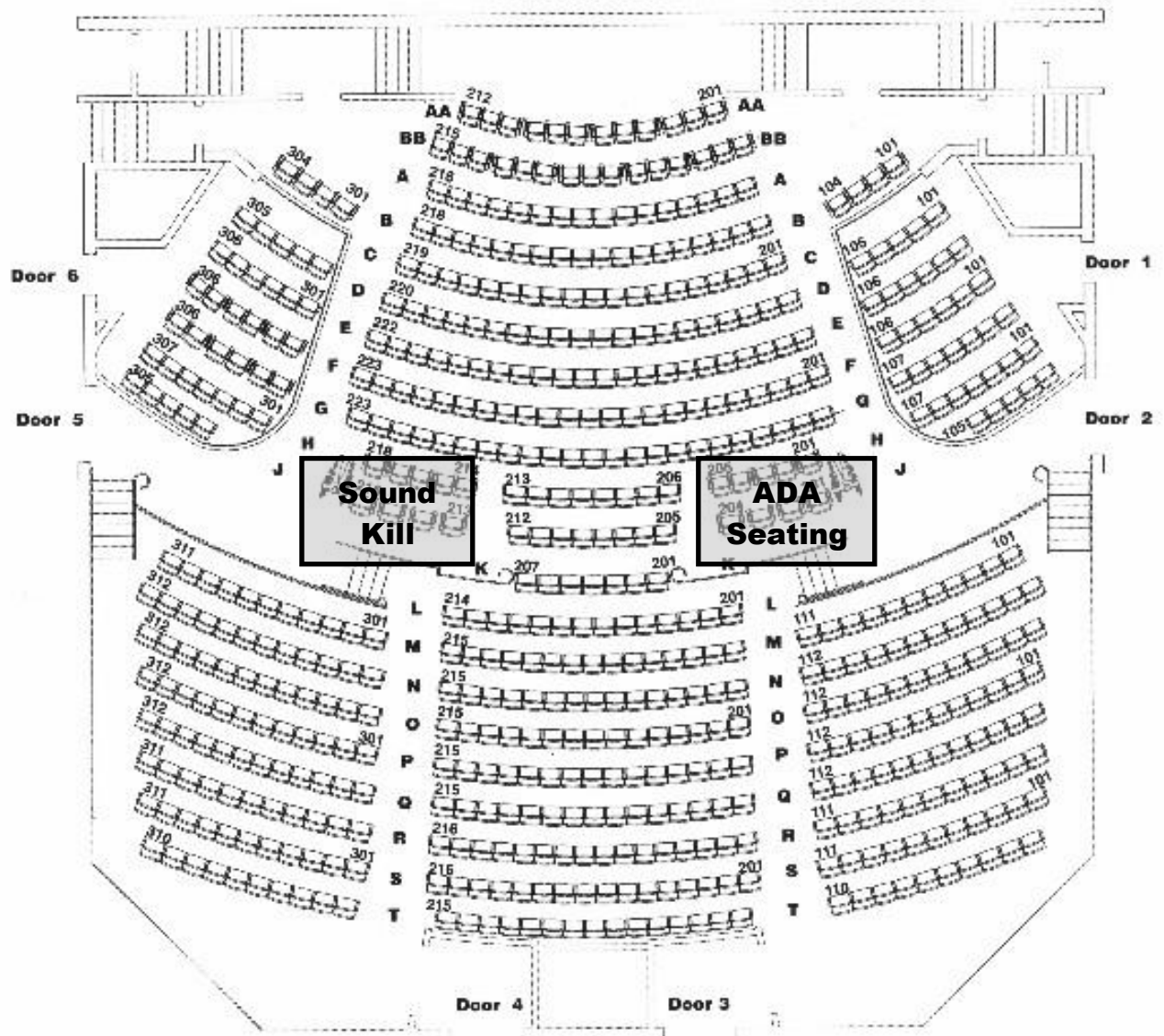


## **MULTIMEDIA SYSTEM**

The multimedia system is operated from the control booth upstairs at the rear of the house. Computer presentations can be made from onstage left or right, or from the control booth.

Projector:	Barco RLS W12 – 12,000 lumens
Screen:	24 foot by 24 foot front projection screen
Playback:	DVD - no video switcher (Barco inputs in appendix)
Computer:	PC with internet access upon request
Software:	Powerpoint, etc.
Fiber HDMI:	Inputs on Stage Left & Stage Right

(This space left blank intentionally.)



Seating Capacities:	- Maximum Room Capacity	615
	- Pit covered with extra three rows of seats	606
	- Pit open or apron installed for thrust stage	579
	- ADA seats	9

These numbers include the sound kill position at rear of the orchestra section.

Wheel chair sections are located at the rear of the orchestra section.

## **STUDIO THEATRE**

The Studio Theatre is a versatile facility that can be used as a "black box" performance space, for general assemblies, a rehearsal space, a meeting room, or private party. It is about 1800 square feet in size and has a lighting and technical catwalk surrounding the room. The studio theatre has an acoustical treatment and incandescent house lights along the walls. Seating risers are available.

- Load In Access: - Load in access for the Studio Theatre is done from the main storage patio behind the building. This is the same loading area for the main stage, but after the roll up loading doors there is a set of standard double doors leading to the backstage corridor. There is also a small man door with direct access to the outside courtyard near the main parking lot.
- Stage configurations: - The stage and seating areas are very versatile allowing for many types of configurations, including proscenium style, thrust style, and theatre in the round.
- Seating capacities: - Depending on the configuration, the capacity can be up to 200 seats.
- Floor: - Fir over sleepers, topped with masonite and painted black.
- Dimensions: - Floor to Catwalk 11' - 1"
  - Floor to Grid 19' - 1"
  - Width & Length 37' - 4" x 44' - 0" (partially to 60')
- Audience Services: - The theatre has its own lobby which is accessible directly from outside the main parking and courtyard areas.
  - In addition, there is access to the main lobby, restrooms, and concessions.
- Control area: - Both lighting and sound control are located on an elevated catwalk accessible from the second floor.
- Lighting Equipment: - ETC Element lighting console
  - Dimmers = 74 @ 2.4k + 2 @ 6.0k
  - Circuits = 76 (circuit per dimmer)
  - Shared ETC inventory from Forbes Hall – See appendix
- Sound Equipment: - Mixing console
  - Amps A portable sound system is available
  - Playback that is adaptive to the flexible space
  - Intercom

## **DRESSING ROOMS**

There are two group dressing rooms located off stage left from the Forbes Hall stage. The women's dressing room accommodates up to 24 people with closets, toilets and a shower. The men's dressing room accommodates up to 16 people with a closet, toilets and a shower. Either room could be assigned as uni-sex if desired.

The Green Room is 35' from off stage left. There are two principal dressing rooms located off the Green Room. They have a shared shower/restroom.

The Studio Theatre has two group dressing rooms.

## **BOX OFFICE**

Hours :      12:00pm to 6:00pm Monday through Friday  
                 12:00pm to 4:00pm Saturday  
                 2 hours prior to showtime  
                 (hours change during the summer and holidays – check the website)

Phone:        805-489-9444

## **CONCESSIONS**

Food & Beverage concessions are operated by the Clark Center. Information can be obtained by calling 805-489-4196.

Artist merchandise and concessions are subjected to a 15% commission rate payable to the Clark Center. Please make arrangements in advance for tables and chairs.

## **SALON**

The Salon is a VIP reception room with wing back chairs, settees, and other various lounges and tables. It is decorated with historical paintings and suitable for small gatherings. It is available for an additional cost. Please inquire for security deposits, rental fees, and other conditions.

## Operational Concerns for use of The Clark Center:

1. This facility is here because of the love, generosity, and the respect of the community towards the arts. Please show your respect for the center and its other users by helping us keep it a safe and fun place to be.
2. There must be an authorized representative of the Clark Center present at all times when using any of the facilities.
3. No food or beverages other than water will be allowed in the auditorium or on stage. All food and beverages must be kept in the lobby, the concession area, or in permissible areas backstage.
4. Smoking is not allowed anywhere inside the building. Smoking must be done on the sidewalk and please extinguish and discard remains in appropriate containers. Do not throw smoldering remains in the trash cans.
5. Children need to have supervision inside the building. This is a working theater with many dangers that cannot be readily seen by young eyes. This is especially true backstage.
6. We try to maintain a professional schedule, therefore, **no performers, crew members, or anyone associated with your group will be let in earlier than your contracted time.** Even if our crews are here, we are readily preparing the facility for your use. Please do not arrive too early before your contracted call time.
7. The Cast & Crew entrance and exit to the building is through the double mauve colored doors at the back of the theater labeled Artist Entrance.
8. The Clark Center is not liable or responsible for any valuables left in the theater or dressing rooms. Please leave your valuables at home, or bring a lockable container.
9. If you accidentally damage something, please bring it to the attention of our staff. If you notice something previously damaged please tell us so that we may repair it as quickly as possible, for you and future users.
10. Operation of the rigging system and fly rail is to be done by authorized employees of the Clark Center. This system is very dangerous and could cause severe injuries and death.
11. Please make use of all trash receptacles while inside the building. Please do not leave any food anywhere due to the ant and rodent problems that will cause. Overly messy areas will require an additional cleaning fee for which we will bill you.
12. We are here to assist you the best way we can. If you have a concern or a question please feel free to ask any of our staff members.
13. If using the concession area, please remove all food remains and spills from the counters and floor. Make sure to clean anything you were allowed to use and return it to its original location.
14. If you, your cast, crew, or audience accidentally leaves something behind after the building is closed, you may contact the box office to check with lost and found.
15. If you use the dressing rooms please check to make sure you do not leave any irons or heated hair accessories on or plugged into an outlet due to the risk of fire.
16. After the event, please help us to ensure that coffee pots, irons and other fire causing devices are switched off, unplugged and placed in a safe manner. Fire is a preventable danger.
17. The doors leading backstage will be locked during performances to prevent the audience from accessing a potentially dangerous backstage area.
18. If you have any guests requiring access to the backstage area during or after performances, you need to make arrangements with the box house manager to identify and escort them backstage.
19. Try to leave the facility in the same condition, if not better, when you arrived.

**Thank you** for your help in maintaining the beauty, safety, and operation of the facility!

## **RESTAURANTS**

Village of Arroyo Grande (1-2 miles):

Branch Street Deli  
McClintocks Saloon (bar & grill)  
Old Village Grill (hamburgers, etc.)  
Villa Cantina (Mexican)  
Gina's Italian Restaurant  
Rooster Creek Tavern  
Klondike Pizza (awesome pizza a la Alaska motif)  
Doc Bernstein's Ice Cream Parlor

Five Cities area (3-6 miles):

Old Juan's Cantina (Mexican with great margaritas!)  
AJ Spurs Steakhouse (family style restaurant & lounge with bar)  
McClintock's Dining House (old favorite steakhouse & lounge with bar)  
Yanagi's (Sushi)  
Splash Café (Award winning clam chowder)  
Scotty's Bar & Grill (Pismo Beach)

The usual stuff scattered about:

In N Out  
Denny's  
Coco's  
Panda Express  
McDonalds  
Burger King  
Taco Bell  
Carl's Jr.  
Jamba Juice  
Jersey Mikes  
Subway  
Starbuck's Coffee

## **HOTELS**

Holiday Inn Express	Highway 101 at Oak Park Blvd.
Best Western Casa Grande	Highway 101 at Oak Park Blvd.
Shore Cliff Lodge	Highway 101 at Shell Beach exit.

# **APPENDIX**

# Lineset Schedule

July, 2020



**Production:** \_\_\_\_\_

**Date:** \_\_\_\_\_

Lineset Number:	Distance US Of Plasterline:	Function:
...		<b>(Fire Curtain)</b>
<b>1</b>	11"	Grand Valance
<b>2</b>	1' – 7"	Grand Curtain
<b>3</b>	2' – 3"	Green Show Legs (pinrail only)
<b>4</b>	3' – 7"	First electric (motorized - pinrail only)
<b>5</b>	6' – 2"	Border + Movie Screen
<b>6</b>	6' – 10"	Legs
<b>7</b>	8' – 2"	Orchestra Shell
<b>8</b>	8' – 10"	Second Electric
<b>9</b>	10' – 2"	<b>(Empty)</b>
<b>10</b>	11' – 6"	<b>(Empty)</b>
<b>11</b>	12' – 10"	Border
<b>12</b>	13' – 6"	Mid-stage Blackout Traveler
<b>13</b>	14' – 2"	Legs
<b>14</b>	15' – 6"	Third Electric
<b>15</b>	16' – 2"	<b>(Empty)</b>
<b>16</b>	16' – 10"	<b>(Empty)</b>
<b>17</b>	18' – 2"	Orchestra Shell
<b>18</b>	19' – 6"	<b>(Empty)</b>
<b>19</b>	20' – 2"	Border
<b>20</b>	20' – 10"	Legs
<b>21</b>	21' – 6"	<b>(Empty)</b>
<b>22</b>	22' – 10"	Fourth Electric
<b>23</b>	24' – 2"	Full stage Blackout Curtain
<b>24</b>	25' – 6"	Border
<b>25</b>	26' – 10"	Legs & Orchestra Shell
<b>26</b>	28' – 2"	Scrim
<b>27</b>	28' – 10"	Fifth Electric
<b>28</b>	30' – 2"	<b>(Empty)</b>
<b>29</b>	31' – 6"	Cyclorama



# Main Stage Sound Console – 32 channels

DIGITAL MIXING CONSOLE


CL5

72 mixes / 8 stereo

24 mixes / 8 matrices\*

With a three-section fader layout for efficient hands-on control, the CL5 is the ideal choice for a diverse spectrum of live sound systems.

- Fader configuration: 16-fader left section, 8-fader Centralogic section, 8-fader right section, 2-fader master section .
- Stainless steel stay for iPad support.
- Built-in meter bridge.



DIGITAL MIXING CONSOLE


CL1

48 mixes / 8 stereo

24 mixes / 8 matrices\*

Dual 8-fader sections in a space-saving console that can be used alone or cascaded to another CL console for input expansion.

- Fader configuration: 8-fader left section, 8-fader Centralogic section, 2-fader master section .
- Meter bridge optional.



Consistent Features & Performance

All specifications other than channel capacity are consistent throughout the lineup, so you get the same capabilities and performance whichever model you choose for your application. This also means consistent performance and operation in systems that implement multiple consoles.

24 mixes / 8 matrices\*

8 Premium Racks

300 Scene Memories

Dante

CL Editor

16 DCAs / 8 Mute Groups

8 Effect Racks

16 User Defined Keys

USB Memory Recorder

CL StageMix

Input Delay

16 GEQ Racks

4 User Defined Knobs

Dante Virtual Soundcard / Nuendo Live

Console File Converter

Output Port Delay

Channel PEQ / Dynamics

Fader Bank

GPI


3 MY Slots

\*) Input to Matrix supported.





# L-ACOUSTICS



KARA II




KIVA II



SB18 Subs

(Center Cluster)



KARA II

(Stereo Left & Right)



(X12 Stage Monitors)





## ***Console Capacities***

### **Output Parameters**

- **5,120 outputs (DMX channels)**

### **Channel Counts**

- **10,000 channels**

### **Cues and Cue Lists**

- **Up to 999 cue lists**
- **Up to 10,000 cues**


### **Record Targets**

- **1,000 Groups**
- **1,000 x 4 Palettes (Intensity, Focus, Color and Beam)**
- **1,000 Presets**
- **1,000 Effects**
- **1,000 Macros**

### **2- 40 Fader Wings**

- **1 dedicated Master Playback, with Go and Stop/Back**
- **a maximum of 200 configurable playbacks, with Go and Stop/Back**
- **a maximum of 300 configurable submasters, with Bump and Assert/Select**





### VL770 Spot - Overview

Proudly built in the USA, the VARI\*LITE VL770 Spot luminaire is compact and economical but still loaded with powerful and useful features. This new series of luminaire from Philips Vari-Lite provides lighting designers with effective and creative tools for any venue or production size.

The VL770 Spot luminaire comes complete with all of the optical quality and functionality designers have come to expect from Philips Vari-Lite. It is small, lightweight, and fast with a 700-watt MSR Gold™ MiniFastFit lamp, very impressive lumen output, a zoom range from 15° to 36°, and a mechanical iris for continuous beam control. A drop in frost glass assembly allows users to soften the overall beam, allowing for additional beam control. Built in mounting points on the front of the luminaire provide for easy attachment of after-market accessories such as top hats.



The VL770 Spot luminaire provides brilliant color mixing with its three-wheel CYM color assembly and when combined with eight standard colors on a fixed wheel, the color options are practically limitless.

Additionally, a coated glass dimmer wheel provides smooth fades, and a separate dual-blade strobe system offers quiet and reliable strobe effects. The VL770 Spot luminaire's powerful pan and tilt motors provide smooth, fast time-controlled continuous motion capable of 0.3° resolution with a pan range of 540° and tilt of 260°.

For image projection, the fixture has one gobo wheel with seven rotatable and indexable positions and a second gobo wheel with ten fixed positions. The VL770 Spot luminaire comes equipped with glass gobos and effects.

The VL770 Spot luminaire contains everything that really matters to designers – limitless color options, unmatched clarity of optics, exceptional zoom range, fast, smooth movement and powerful output; all of these features are combined in a compact, lightweight and cost-effective, new luminaire.

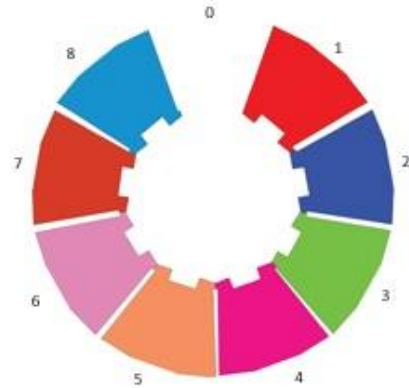
The VL770 Spot luminaire can be controlled from virtually any DMX512 console or DMX output device. An optional wireless DMX module attaches to the fixture and provides compatibility with Wireless solutions, Lumen Radio, or City Theatrical systems.



## VL440, VL770, VL880 Spot Luminaires Standard Patterns & Filters

### DICHROIC FILTERS

- 0 - Open
- #1 - Red (21.9687.0431)
- #2 - Blue (21.9687.0436)
- #3 - Kelly Green (21.9687.0434)
- #4 - Magenta (21.9687.0433)
- #5 - CTO (21.9687.0407)
- #6 - Flesh Pink (21.9687.0441)
- #7 - Dark Orange (21.9687.0439)
- #8 - Congo Blue (21.9687.0435)




### GOBO WHEEL 1 (FIXED)

- #0 - Open
- #1 - (7002) Pebbles
- #2 - (7025) Dust
- #3 - (6001) Med Circle
- #4 - (5011) Night Sky
- #5 - (5501) Leaves
- #6 - (4201) Horizontal Bars
- #7 - (7015) Block Breakup
- #8 - (5523) Tribal Breakup
- #9 - (7008) Waves
- #10 - (4001) Bathtub Drain



### GOBO WHEEL 2 (ROTATING)

- #0 - Open
- #1 - (4011) Vertical Slot
- #2 - (7029) Alpha Rays
- #3 - (4322) Pinwheel 2 (8-blade)
- #4 - (6008) Tri Cone
- #5 - (8002) Glacier
- #6 - (4009) Triangle
- #7 - (7018) Shock Breakup





# Rogue R2 Wash

Rogue R2 Wash is a valuable addition to rental and production inventories. Durable and dependable, this moving wash workhorse produces a bright, powerful light and offers five zones of LED control to pixel map its 19 (15 W) RGBW quad-LEDs. A standout zoom range of 12° to 49° gives it the spread to cover even the largest areas. Smooth color mixing, simple and complex DMX channel profiles and powerCON in and out are just some of the other features that make this fixture a standout performer in any setting.



## Q-Wash™ 560Z-LED

Q-Wash™ 560Z-LED is a best-in-class moving yoke wash with a wide zoom range and a variable beam angle. It powers out an impressive 13,100 lux at 5 meters. The incorporation of 91 high intensity and calibrated RGBWA Cree LEDs ensures a uniform wash, excellent color rendering and a vast color palette of soft pastels and vivid hues.





# Ovation CYC 1 FC

Ovation CYC 1 FC is an incredibly sleek, discreet, and light weight CYC that delivers a wide, smooth field of light with significant reach. Completely convection cooled, the unit is ideal for applications where silent operation is critical. Ovation Cyc 1 FC features the advanced RGBAL color-mixing system found in our other Full Color Ovation units to render nearly any color with tremendous realism and saturation. Given the low-profile of the unit, it can also be used effectively as a footlight. The versatile fixture has an integrated kick stand and included glare shield that can adjust and shape its throw and also features an included omega bracket.



# Ovation E-910FC

Ovation E-910FC is a high-performance ERS-style fixture with full RGBA-Lime color mixing and Color Temperature presets of 2800 to 6500 K that match the output of a tungsten source to perfection. Control options include full 16-bit dimming (per color and master), selectable PWM, RDM and onboard dimming curve selection. Also accessible is our Virtual Color Wheel which matches popular gel colors.

# Axcor Spot 400



The Axcor Spot 400 provides the medium-power applications with a compact, bright, LED moving spotlight, complete with every device you need for exceptional projected visual effects. There is nothing like it in its category for variety of effects and possible combinations: 2 rotating dichroic glass gobo wheels, with a total of 14 rotating gobos, an animation disc, a rotating prism, a power-driven iris, and a 16-bit dimmer. In addition to these, it features highly advanced color management tools based on a CMY system with linear CTO and a 6-color wheel. Another outstanding device on the Axcor Spot 400 is the incredible 5.5°- 55° zoom (1:10 ratio!), with an extremely uniform light distribution at every beam aperture, which means you can use the unit in a wide range of application areas. The Axcor Spot 400 fits a 300W white LED source with a very high light output compared to its power. It can be ordered in the 6500 K version, which maximizes its light output, or in the 5600 K version which optimizes its CRI (at least 90).

Channel	DMX Value	Function
10	ROTATING GOBO 1 CHANGE	
	000 - 008	Empty position
	009 - 017	Gobo 1
	018 - 026	Gobo 2
	027 - 035	Gobo 3
	036 - 044	Gobo 4
	045 - 053	Gobo 5
	054 - 062	Gobo 6
	063 - 071	Gobo 7
	072 - 113	Continuous CW gobo wheel rotation at linearly variable speed from fast to slow
	114 - 117	Stop rotation
	118 - 159	Continuous CCW gobo wheel rotation at linearly variable speed from slow to fast
	160 - 173	Gobo 1 shakes at variable speed from slow to fast
	174 - 187	Gobo 2 shakes at variable speed from slow to fast
	188 - 200	Gobo 3 shakes at variable speed from slow to fast
	201 - 214	Gobo 4 shakes at variable speed from slow to fast
	215 - 227	Gobo 5 shakes at variable speed from slow to fast
	228 - 241	Gobo 6 shakes at variable speed from slow to fast
	242 - 255	Gobo 7 shakes at variable speed from slow to fast

Channel	DMX Value	Function
13	ROTATING GOBO 2 CHANGE	
	000 - 008	Empty position
	009 - 017	Gobo 1
	018 - 026	Gobo 2
	027 - 035	Gobo 3
	036 - 044	Gobo 4
	045 - 053	Gobo 5
	054 - 062	Gobo 6
	063 - 071	Gobo 7
	072 - 113	Continuous CCW gobo wheel rotation at linearly variable speed from fast to slow
	114 - 117	Stop rotation
	118 - 159	Continuous CW gobo wheel rotation at linearly variable speed from slow to fast
	160 - 173	Gobo 1 shakes at variable speed from slow to fast
	174 - 187	Gobo 2 shakes at variable speed from slow to fast
	188 - 200	Gobo 3 shakes at variable speed from slow to fast
	201 - 214	Gobo 4 shakes at variable speed from slow to fast
	215 - 227	Gobo 5 shakes at variable speed from slow to fast
	228 - 241	Gobo 6 shakes at variable speed from slow to fast
	242 - 255	Gobo 7 shakes at variable speed from slow to fast



# DMX Map of Movers:



Rev. July 2020

Chan.	Fixture	Location	Univ.	Address	Circuit
301	Chauvet Rogue 2X Mover	First Electric	2	1	64
302	Chauvet Rogue 2X Mover	First Electric	2	23	64
303	Chauvet Rogue 2X Mover	First Electric	2	45	70
304	Chauvet Rogue 2X Mover	First Electric	2	67	57
305	Chauvet Rogue 2X Mover	First Electric	2	89	57
306	Chauvet Rogue 2X Mover	Second Electric	2	111	74
307	Chauvet Rogue 2X Mover	Second Electric	2	133	74
308	Chauvet Rogue 2X Mover	Second Electric	2	155	73
309	Chauvet Rogue 2X Mover	Second Electric	2	177	78
310	Chauvet Rogue 2X Mover	Second Electric	2	199	78
311	Chauvet Rogue 2X Mover	Third Electric	3	1	98
312	Chauvet Rogue 2X Mover	Third Electric	3	23	98
313	Chauvet Rogue 2X Mover	Third Electric	3	45	98
314	Chauvet Rogue 2X Mover	Third Electric	3	67	93
315	Chauvet Rogue 2X Mover	Third Electric	3	89	93
316	Chauvet Rogue 2X Mover	Fourth Electric	3	111	122
317	Chauvet Rogue 2X Mover	Fourth Electric	3	133	122
318	Chauvet Rogue 2X Mover	Fourth Electric	3	155	118
319	Chauvet Rogue 2X Mover	Fourth Electric	3	177	111
320	Chauvet Rogue 2X Mover	Fourth Electric	3	199	111
401	Clay Paky Axcor 400 Profile	First Electric	2	221	63
402	Clay Paky Axcor 400 Profile	First Electric	2	249	55
403	Clay Paky Axcor 400 Profile	First Electric	2	277	69
404	Clay Paky Axcor 400 Profile	First Electric	2	305	58
405	Clay Paky Axcor 400 Profile	Fourth Electric	3	221	125
406	Clay Paky Axcor 400 Profile	Fourth Electric	3	249	125
407	Clay Paky Axcor 400 Profile	Fourth Electric	3	277	121
408	Clay Paky Axcor 400 Profile	Fourth Electric	3	305	117
409	Clay Paky Axcor 400 Profile	Fourth Electric	3	333	112
410	Clay Paky Axcor 400 Profile	Fourth Electric	3	361	112

Channel	Fixture		Location	Univ.	Address	Circuit
501	Chauvet 560 Z		Fourth Electric	4	91	122
502	Chauvet 560 Z		Fourth Electric	4	106	118
503	Chauvet 560 Z		Fourth Electric	4	121	118
504	Chauvet 560 Z		Fourth Electric	4	136	111
601	Chauvet E910 w/HD Lens		First Electric	2	393	64
602	Chauvet E910 w/HD Lens		First Electric	2	406	64
603	Chauvet E910 w/HD Lens		First Electric	2	419	70
604	Chauvet E910 w/HD Lens		First Electric	2	432	70
605	Chauvet E910 w/HD Lens		First Electric	2	445	57
606	Chauvet E910 w/HD Lens		First Electric	2	458	57
607	Chauvet E910 w/HD Lens		Second Electric	3	389	82
608	Chauvet E910 w/HD Lens		Second Electric	3	402	84
609	Chauvet E910 w/HD Lens		Second Electric	3	415	84
610	Chauvet E910 w/HD Lens		Second Electric	3	428	78
701	Vari Lite VL770		Second Electric	2	333	83
702	Vari Lite VL770		Second Electric	2	363	77
703	Vari Lite VL770		Third Electric	4	1	102
704	Vari Lite VL770		Third Electric	4	31	91
705	Vari Lite VL770		Fourth Electric	4	61	119
801	Chauvet FC1	CYC TOP	Fifth Electric	4	151	131
802	Chauvet FC1	CYC TOP	Fifth Electric	4	167	131
803	Chauvet FC1	CYC TOP	Fifth Electric	4	183	131
804	Chauvet FC1	CYC TOP	Fifth Electric	4	199	131
805	Chauvet FC1	CYC TOP	Fifth Electric	4	215	131
806	Chauvet FC1	CYC TOP	Fifth Electric	4	231	141
807	Chauvet FC1	CYC TOP	Fifth Electric	4	247	141
808	Chauvet FC1	CYC TOP	Fifth Electric	4	263	141
809	Chauvet FC1	CYC TOP	Fifth Electric	4	279	141
810	Chauvet FC1	CYC TOP	Fifth Electric	4	295	141
811	Chauvet FC1	CYC TOP	Fifth Electric	4	311	141
812	Chauvet FC1	CYC TOP	Fifth Electric	4	327	14
813	Chauvet FC1	CYC TOP	Fifth Electric	4	343	14
814	Chauvet FC1	CYC BOT	Ground Row	4	359	14
815	Chauvet FC1	CYC BOT	Ground Row	4	375	14
816	Chauvet FC1	CYC BOT	Ground Row	4	391	14
817	Chauvet FC1	CYC BOT	Ground Row	4	407	14

Channel	Fixture		Location	Univ.	Address	Circuit
818	Chauvet FC1	CYC BOT	Ground Row	4	423	18
819	Chauvet FC1	CYC BOT	Ground Row	4	439	18
820	Chauvet FC1	CYC BOT	Ground Row	4	455	18
821	Chauvet FC1	CYC BOT	Ground Row	4	471	18
822	Chauvet FC1	CYC BOT	Ground Row	4	487	18
823	Chauvet FC1	CYC BOT	Ground Row	5	1	18
824	Chauvet FC1	CYC BOT	Ground Row	5	17	18
825	Chauvet FC1	Footer	DS Foot Light	5	33	6
826	Chauvet FC1	Footer	DS Foot Light	5	49	6
827	Chauvet FC1	Footer	DS Foot Light	5	65	6
828	Chauvet FC1	Footer	DS Foot Light	5	81	6
321	Chauvet Rogue 2X Mover		Floor Mover	5	97	
322	Chauvet Rogue 2X Mover		Floor Mover	5	119	
323	Chauvet Rogue 2X Mover		Floor Mover	5	141	
324	Chauvet Rogue 2X Mover		Floor Mover	5	163	
611	Chauvet E910 w/HD Lens		1R Boom	5	185	5
612	Chauvet E910 w/HD Lens		1L Boom	5	198	6
613	Chauvet E910 w/HD Lens		2R Boom	5	211	21
614	Chauvet E910 w/HD Lens		2L Boom	5	224	22
615	Chauvet E910 w/HD Lens		3R Boom	5	237	27
616	Chauvet E910 w/HD Lens		3L Boom	5	250	28
617	Chauvet E910 w/HD Lens		4R Boom	5	263	33
618	Chauvet E910 w/HD Lens		4L Boom	5	276	34
619	Chauvet E910 w/HD Lens		Boom	5	289	
620	Chauvet E910 w/HD Lens		Boom	5	302	

No.	Instrument	Location	DMX	Circuit	Purpose	Lamp	Channel
1	36 Leko	First Electric		51	Near Side - Warm	750	51
2	36 Leko	"		52	Near Side - Cool	750	52
3	26 Leko	"		51	Far Side - Warm	750	51
4	26 Leko	"		52	Far Side - Cool	750	52
5	Chauvet Rogue 2X	"	<b>2/089</b>	<b>57</b>	Down Wash	LED	305
6	Clay Paky Axcor 400	"	<b>2/329</b>	<b>58</b>	Moving Special	LED	404
7	Chauvet E910 Leko	"	<b>2/420</b>	<b>57</b>	Static Special	LED	606
8	Chauvet Rogue 2X	"	<b>2/067</b>	<b>57</b>	Down Wash	LED	304
9	Chauvet E910 Leko	"	<b>2/409</b>	<b>57</b>	Static Special	LED	605
10	Clay Paky Axcor 400	"	<b>2/293</b>	<b>67</b>	Moving Special	LED	403
11	Chauvet E910 Leko	"	<b>2/398</b>	<b>68</b>	Static Special	LED	604
12	Chauvet Rogue 2X	"	<b>2/045</b>	<b>68</b>	Down Wash	LED	303
13	Chauvet E910 Leko	"	<b>2/387</b>	<b>68</b>	Static Special	LED	603
14	Clay Paky Axcor 400	"	<b>2/257</b>	<b>55</b>	Moving Special	LED	402
15	Chauvet E910 Leko	"	<b>2/376</b>	<b>64</b>	Static Special	LED	602
16	Chauvet Rogue 2X	"	<b>2/023</b>	<b>64</b>	Down Wash	LED	302
17	Chauvet E910 Leko	"	<b>2/365</b>	<b>64</b>	Static Special	LED	601
18	Clay Paky Axcor 400	"	<b>2/221</b>	<b>63</b>	Moving Special	LED	401
19	Chauvet Rogue 2X	"	<b>2/001</b>	<b>64</b>	Down Wash	LED	301
20	26 Leko	"		67	Far Side Warm	750	67
21	26 Leko	"		66	Far Side Cool	750	66
22	36 Leko	"		67	Near Side Warm	750	67
23	36 Leko	"		66	Near Side Cool	750	66
1	36 Leko	Second Electric		71	Near Side - Warm	750	71
2	36 Leko	"		72	Near Side - Cool	750	72
3	26 Leko	"		71	Far Side - Warm	750	71
4	26 Leko	"		72	Far Side - Cool	750	72
5	VL 770	"	<b>2/461</b>	<b>77</b>	Moving Side	LED	702
6	Chauvet Rogue 2X	"	<b>2/199</b>	<b>78</b>	Down Wash	LED	310
7	Chauvet E910 Leko	"	<b>3/470</b>	<b>78</b>	Static Special	LED	610
8	Chauvet Rogue 2X	"	<b>2/177</b>	<b>78</b>	Down Wash	LED	309
9	Chauvet E910 Leko	"	<b>3/459</b>	<b>73</b>	Static Special	LED	609
10	Chauvet Rogue 2X	"	<b>2/155</b>	<b>73</b>	Down Wash	LED	308
11	Chauvet E910 Leko	"	<b>3/448</b>	<b>73</b>	Static Special	LED	608
12	Chauvet Rogue 2X	"	<b>2/133</b>	<b>74</b>	Down Wash	LED	307
13	Chauvet E910 Leko	"	<b>3/437</b>	<b>74</b>	Static Special	LED	607
14	Chauvet Rogue 2X	"	<b>2/111</b>	<b>74</b>	Down Wash	LED	306
15	VL 770	"	<b>2/431</b>	<b>83</b>	Moving Side	LED	701
16	26 Leko	"		88	Far Side Warm	750	88
17	26 Leko	"		87	Far Side Cool	750	87
18	36 Leko	"		88	Near Side Warm	750	88
19	36 Leko	"		87	Near Side Cool	750	87


No.	Instrument	Location	DMX	Circuit	Purpose	Lamp	Channel
1	36 Leko	Third Electric		89	Near Side - Warm	750	89
2	36 Leko	"		90	Near Side - Cool	750	90
3	26 Leko	"		89	Far Side - Warm	750	89
4	26 Leko	"		90	Far Side - Cool	750	90
5	VL 770	"	<b>4/031</b>	<b>91</b>	Moving Side	LED	704
6	Chauvet Rogue 2X	"	<b>3/089</b>	<b>93</b>	Down Wash	LED	315
7	Chauvet Rogue 2X	"	<b>3/067</b>	<b>93</b>	Down Wash	LED	314
8	Chauvet Rogue 2X	"	<b>3/045</b>	<b>98</b>	Down Wash	LED	313
9	Chauvet Rogue 2X	"	<b>3/023</b>	<b>98</b>	Down Wash	LED	312
10	Chauvet Rogue 2X	"	<b>3/001</b>	<b>98</b>	Down Wash	LED	311
11	VL 770	"	<b>4/001</b>	<b>103</b>	Moving Side	LED	703
12	26 Leko	"		105	Far Side Warm	750	105
13	26 Leko	"		106	Far Side Cool	750	106
14	36 Leko	"		105	Near Side Warm	750	105
15	36 Leko	"		106	Near Side Cool	750	106
1	36 Leko	Fourth Electric		107	Near Side - Warm	750	107
2	36 Leko	"		108	Near Side - Cool	750	108
3	26 Leko	"		107	Far Side - Warm	750	107
4	26 Leko	"		108	Far Side - Cool	750	108
5	Chauvet Rogue 2X	"	<b>3/199</b>	<b>111</b>	Down Wash	LED	320
6	Clay Paky Axcor 400	"	<b>3/401</b>	<b>112</b>	Moving Special	LED	410
7	Chauvet 560 Z		<b>4/136</b>	<b>111</b>	Moving Wash	LED	504
8	Clay Paky Axcor 400	"	<b>3/365</b>	<b>112</b>	Moving Special	LED	409
9	Chauvet Rogue 2X	"	<b>3/177</b>	<b>111</b>	Down Wash	LED	319
10	Clay Paky Axcor 400	"	<b>3/329</b>	<b>117</b>	Moving Special	LED	408
11	Chauvet 560 Z		<b>4/121</b>	<b>118</b>	Moving Wash	LED	503
12	Chauvet Rogue 2X	"	<b>3/155</b>	<b>118</b>	Down Wash	LED	318
13	VL 770	"	<b>4/061</b>	<b>119</b>	Moving Backlight	LED	705
14	Chauvet 560 Z		<b>4/106</b>	<b>118</b>	Moving Wash	LED	502
15	Clay Paky Axcor 400	"	<b>3/293</b>	<b>121</b>	Moving Special	LED	407
16	Chauvet Rogue 2X	"	<b>3/133</b>	<b>122</b>	Down Wash	LED	317
17	Clay Paky Axcor 400	"	<b>3/257</b>	<b>125</b>	Moving Special	LED	406
18	Chauvet 560 Z		<b>Apr-91</b>	<b>122</b>	Moving Wash	LED	501
19	Clay Paky Axcor 400	"	<b>3/221</b>	<b>125</b>	Moving Special	LED	405
20	Chauvet Rogue 2X	"	<b>3/111</b>	<b>122</b>	Down Wash	LED	316
21	26 Leko	"		127	Far Side Warm	750	127
22	26 Leko	"		128	Far Side Cool	750	128
23	36 Leko	"		127	Near Side Warm	750	127
24	36 Leko	"		128	Near Side Cool	750	128


No.	Instrument	Location	DMX	Circuit	Purpose	Lamp	Channel
1	Chauvet Ovation FC1	Fifth Electric	4/261	141	Cyc - TOP	LED	811
2	Chauvet Ovation FC1	"	4/250	141	Cyc - TOP	LED	810
3	Chauvet Ovation FC1	"	4/239	141	Cyc - TOP	LED	809
4	Chauvet Ovation FC1	"	4/228	141	Cyc - TOP	LED	808
5	Chauvet Ovation FC1	"	4/217	141	Cyc - TOP	LED	807
6	Chauvet Ovation FC1	"	4/206	142	Cyc - TOP	LED	806
7	Chauvet Ovation FC1	"	4/195	142	Cyc - TOP	LED	805
8	Chauvet Ovation FC1	"	4/184	142	Cyc - TOP	LED	804
9	Chauvet Ovation FC1	"	4/173	142	Cyc - TOP	LED	803
10	Chauvet Ovation FC1	"	4/162	142	Cyc - TOP	LED	802
11	Chauvet Ovation FC1	"	4/151	142	Cyc - TOP	LED	801
1	Chauvet Ovation FC1	Ground Row	4/404	18	Cyc - BOT	LED	824
2	Chauvet Ovation FC1	"	4/393	18	Cyc - BOT	LED	823
3	Chauvet Ovation FC1	"	4/382	18	Cyc - BOT	LED	822
4	Chauvet Ovation FC1	"	4/371	18	Cyc - BOT	LED	821
5	Chauvet Ovation FC1	"	4/360	18	Cyc - BOT	LED	820
6	Chauvet Ovation FC1	"	4/349	18	Cyc - BOT	LED	819
7	Chauvet Ovation FC1	"	4/338	18	Cyc - BOT	LED	818
8	Chauvet Ovation FC1	"	4/327	14	Cyc - BOT	LED	817
9	Chauvet Ovation FC1	"	4/316	14	Cyc - BOT	LED	816
10	Chauvet Ovation FC1	"	4/305	14	Cyc - BOT	LED	815
11	Chauvet Ovation FC1	"	4/294	14	Cyc - BOT	LED	814
12	Chauvet Ovation FC1	"	4/283	14	Cyc - BOT	LED	813
13	Chauvet Ovation FC1	"	4/272	14	Cyc - BOT	LED	812

[illegible]

[illegible]



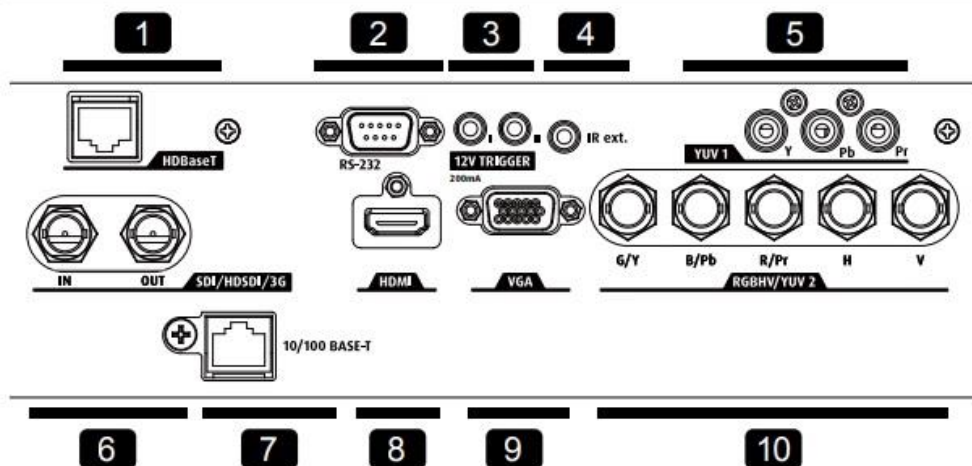
## Barco RLS-W12 Projector:

12,000 lumens, WUXGA, 1-chip DLP projector



The RLS-W12 is a single-chip DLP projector that produces 12,000 center lumens light output and offers WUXGA (1,920 x 1,200) resolution, extended warping and blending, and HDBaseTTM technology to provide video over a single Cat 5 cable at a very low price point. Designed for fixed installation in museums, theaters and conference auditoriums, it's also ideally suited for the hotel and exhibition rental market thanks to its rugged design, extended warping and blending functionalities\*, and optional rental frame.

### 3.3 Input and Communication



# Studio Theatre Equipment



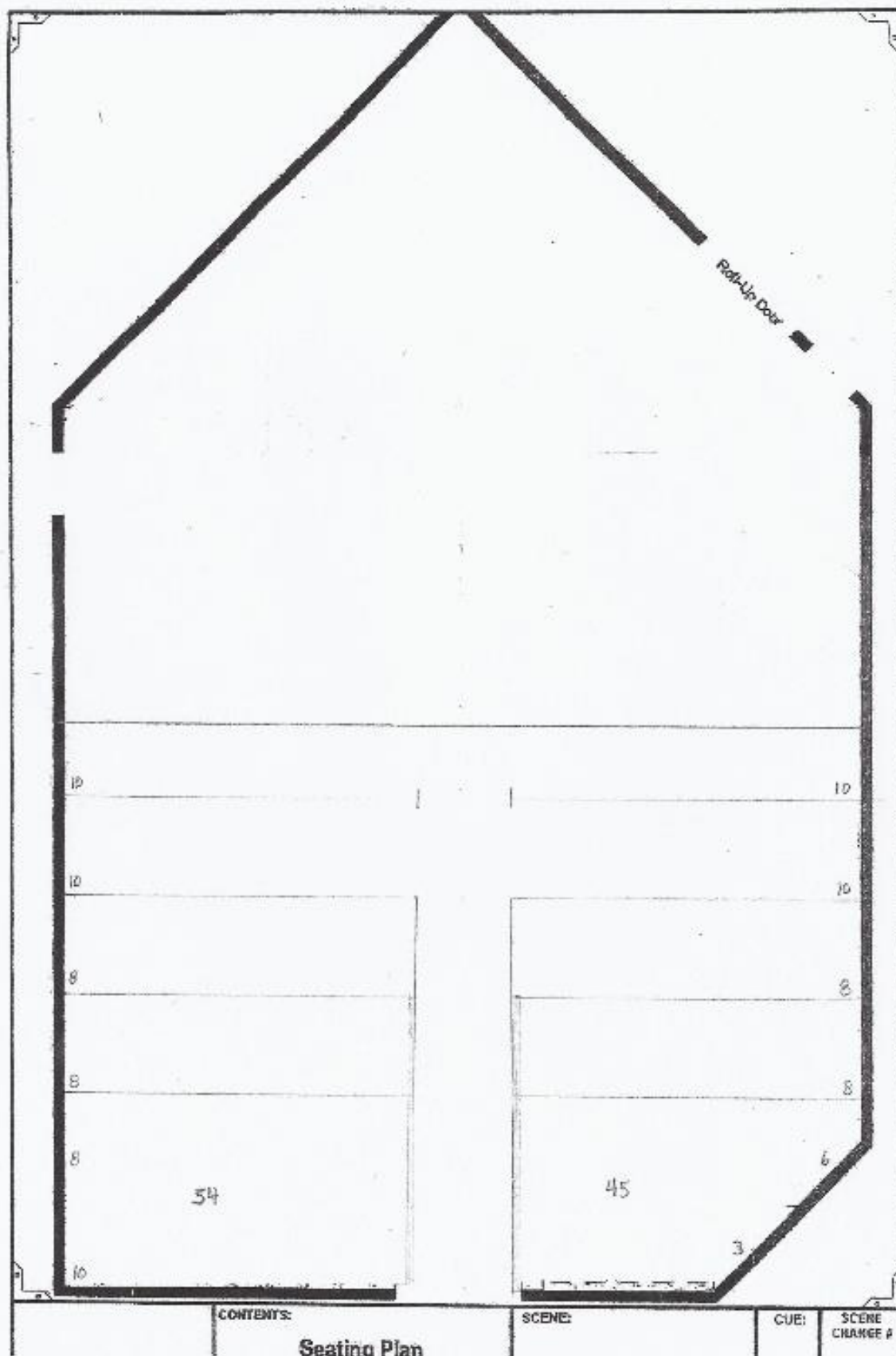
***ELEMENT***



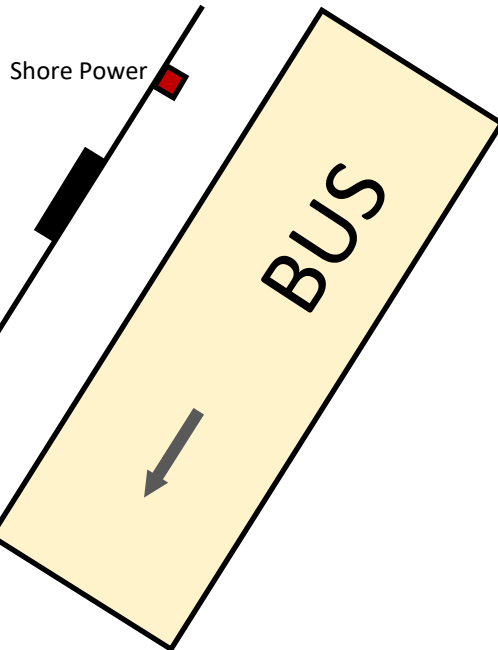
## Studio Theatre Lighting Inventory

50	ETC Parnels	750 watts
15	ETC Pars MFL	750 watts
14	ETC Source Four ERS	750 watts
1	Scoop	500 watts
6	3 Cell Far Cyc Units	1000 watts

*Please have your lighting designer contact Rick Pierce for the possible availability of more inventory at the time of your production.*



Clark Center  
Loading Dock

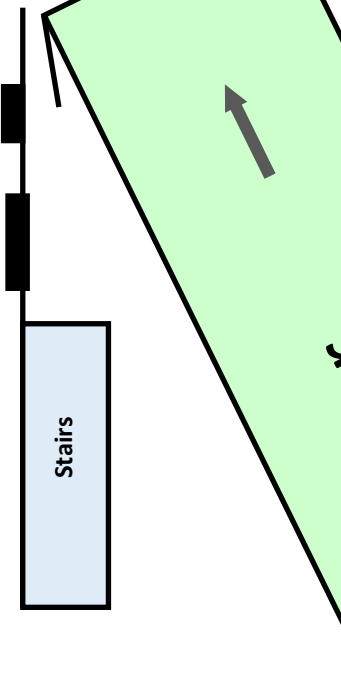


BUS

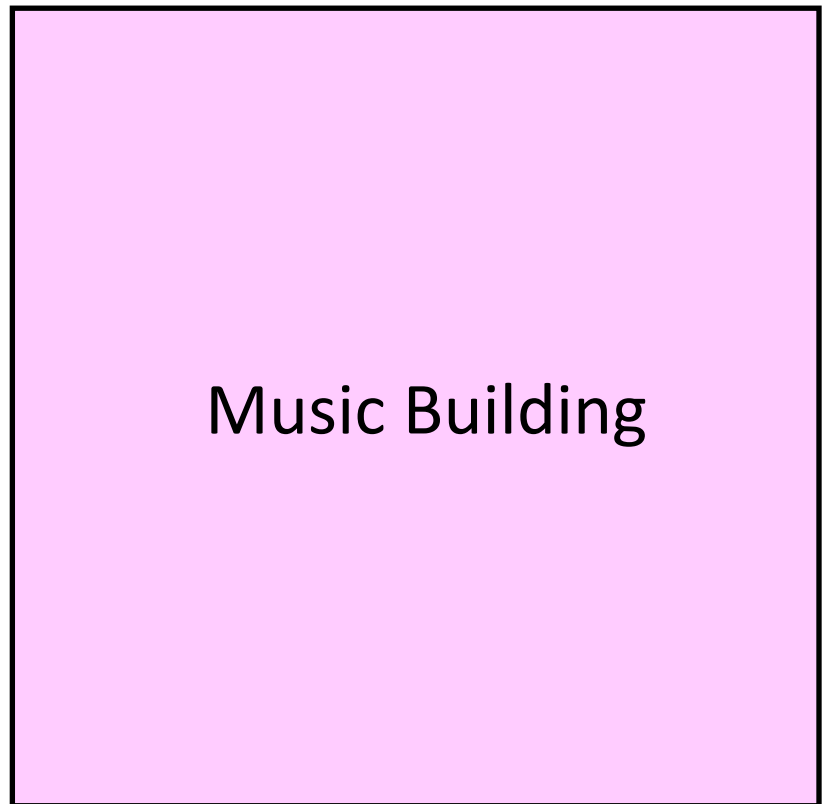


Artist Entrance

Loading Door



Trailer



Music Building

Side Walk

Side Walk

Side Walk

Side Walk

Valley Road





Clark Center Loading Dock Photos  
Valley Road Entrance

