



Forbes Hall
&
Studio Theatre

**Lucia Mar Unified School District
Clark Center For The Performing Arts
Technical Information**

Revised 7/21/2025

The following information is supplied according to the best of our ability. It should be clearly understood by any user that any critical dimensions or specifications must be checked and verified on site. Any questions arising from this package should be addressed to:

Rick Pierce

Clark Center Production Manager

Clark Center For The Performing Arts
487 Fair Oaks Avenue
Arroyo Grande, CA 93420

Phone: (805) 574-1441
Fax: (805) 489-4287
Cell: (805) 710-6570

Email: rick@clarkcenter.org

Technical Information

January, 2025



<i>Table of Contents...</i>	<i>Page:</i>
Load In Access	3
Main Stage Space (Forbes Hall)	3
Rigging	4
Draperies	4
Miscellaneous Stage Equipment	5
Concert Equipment	5
Orchestra Shell	5
Orchestra Pit	6
Piano	6
Stage Manager	6
Company Switch	6
Lighting System	7
Sound System	8
Multi/Media	9
Forbes Auditorium	10
Studio Theater	11
Dressing Rooms	12
Box Office	12
Concessions Spaces	12
Salon	12
Operation Concerns	13
Restaurants	14
Hotels	14
Appendix - drawings & schedules	15
Lineset Schedule	16
Sound Consoles	17
L'Acoustic Line Array System	19
ETC - ION Lighting Console	20
Moving Lights	21
LED Cyc Lights	22
Clay Paky Axcor 400 Spot Info	23
DMX Map of Moving Lights	24
Lighting Instrument Schedule	27
Projector Inputs	32
Studio Theatre Lighting Equipment	33
Studio Theatre Map	34
Loading Dock Map	35

LOAD IN ACCESS

The loading area is accessed from Valley Boulevard just past the intersection of Fair Oaks Avenue. .

Traffic will need to be stopped to accommodate a 40' trailer to access the loading area. Trucks may encroach on the street, but once unloaded can be parked towards the East end of the high school parking lot at the front of the building. There is room for several trucks and trailers.

The loading area has no dock and is accessed at street level. The door is 12' wide and 15' high. Loading ramps will be necessary.

FORBES HALL STAGE

<u>Proscenium:</u>	Width	40' - 0"
	Height	21' - 4"
	Thickness	1' - 8"
<u>Stage:</u>	Depth - Plaster line to face of back wall columns	35' - 9"
	- Plaster line to face of stored orchestra shell	32' - 0"
	- edge of stage to first row of seats	6' - 0"
	Width - wall to wall	79' - 0"
	- centerline to SL wall	41' - 2"
	- centerline to SR fly rail	37' - 10"
	- stage left wing	17' - 0"
	- stage right wing	17' - 11"
	Height - above audience seating level	3' - 1"
	- above orchestra pit floor	6' - 0"
	- stage floor to grid	53' - 0"
	- stage floor to loading bridge	46' - 4"
	- stage floor to bottom of pin rail balconies	15 - 11"
<u>Apron:</u>	Consists of manual pit covers made by Wenger elevated to stage height or audience seating level.	
	Depth - radius of arc at centerline	12' - 4"
	- edge of stage to front edge of apron at offstage sides	5' - 5"
	- edge of apron at arc to first row of seats	2' - 2"
	Width - stage left door to stage right handicap elevator	65' - 0"
<u>General:</u>	Floor - Tongue & groove fir over sleepers - topped with masonite and painted black.	
	Dance Floor - Harlequin Cascade capable of covering main playing area with overlap into wings.	

Apron - Permanent steps lead into audience orchestra level from stage left. Step covers ("plugs") are installed when elevating apron (pit covers) to stage height.

Elevator - A 32" x 58" wheel chair lift with a weight capacity of 750 pounds has been installed in the orchestra pit stage right to accommodate musicians with ADA concerns. This is not an equipment moving device.

RIGGING

- Counterweight System:
- Single purchase located on stage right wall.
 - The arbors are 8' - 0" tall and their capacity is 2500 pounds.
 - There are 29 line sets, and not all are accessible. (See line set schedule in appendix.)
 - The fire curtain winch is accessed at the loading bridge.
 - All but 2 line sets are operable from the stage level and all are operable from the pin-rail above stage right.
 - The first electric is motorized and controlled only from the stage right pin-rail.
 - The tormentors or show legs are controlled only from the stage right pin-rail.
 - There is an additional pin-rail located above stage left.
 - All battens are 52' in length.

DRAPERIES

The fire curtain is rigid and is driven by a winch from the loading bridge, or by pulling the emergency releases on the proscenium both stage left and right.

- House curtain:
- Forest Green Velour, permanently hung on Line #2, guillotine or traverse opening operated from stage right.
 - Matching Green Velour Valance, hung on line #1.
 - Matching Tormentors or show legs, hung on line #3
- Legs:
- 4 pair, 8' x 24', black velour
- Borders:
- 4, 8' x 52', black velour
- Blackout:
- Full stage width, black velour, guillotine or traverse opening from stage right. (Line #12 @ 13'-6" from plaster line.)
 - Full stage width in 2 panels, black velour, guillotine only. (Line #23 @ 24'-2" from plaster line.)

- Scrim: - Full stage width, black sharktooth, hung on Line #26.
- Cyclorama: - Full stage width (non wrap around), natural muslin on Line #29.

MISCELLANEOUS STAGE EQUIPMENT

- Platform risers: - 12, 4' x 8' Wenger risers, adjustable to heights of 4", 12", 14", 16", and 18".
- Personnel lift: - AWP-24 Genie Lift, 24' capacity
- Wardrobe racks: - 4 portable
- Tables: - 6 high impact plastic Thermos banquet tables - 36" x 60"
- 12 high impact plastic conference tables - 18" x 60"
- Lecterns - 2 cherry wood finished podiums

CONCERT EQUIPMENT

- Chairs: - 160 green stackable metal chairs with padded cushions
- Music stands: - 40 black Manhasset
- Music stand lights: - 15 @ 40watt.
- Choral risers: - 4 Wenger folding 3 tiered risers without handrails

ORCHESTRA SHELL

The Clark Center possesses a Wenger Diva, cherry wood veneer orchestra shell as part of its permanent equipment. It can be configured to enclose various sized spaces to accommodate anything from a single soloist to a full orchestra. The walls are moveable with a specially designed air caster lifting device which takes two technicians to operate and move. The shell consists of the following pieces:

- 6 side wall panels
- 3 back wall panels
- 3 ceiling pieces , 8' wide by 42' long
- The ceiling pieces are hung on Lines #7, #15 and #22.

The side and back panels are stored up against the back wall of the theater just behind the cyclorama.

ORCHESTRA PIT

The orchestra pit is semi circular shaped at the center with rectangle areas to either side. The radius of the arc is 12' - 6" and the distance from stage level to pit floor is 6' - 0". The pit is accessible by the disabled via an elevator. The capacity of the elevator is 750 pounds with a platform area of 32" x 58". The recommended maximum capacity of the pit is about 15 musicians depending upon configuration of instrumentation.

The pit can be covered with a manual Wenger pit cover platform system, and established at either the house seating level, or as an apron at the stage level. If used at the house seating level, two additional rows of seating can be utilized - seating that is unavailable when the pit is open or the apron is installed forming a thrust at the stage level.

PIANO

The Clark Center has one black, 6'11" Steinway "B" with a padded, adjustable concert piano seat. The Steinway must remain at the stage level and cannot be moved to the pit, however it can be used in the Studio Theater or the Salon for receptions.

STAGE MANAGER'S PANEL

A rudimentary stage manager's panel is located on the proscenium wall stage right, and includes house lighting controls, stage work light controls, and intercom/page master controls. There are receptacles for attaching the lighting console or a remote control for theatrical lighting, Cat 5 data ports. There is also a paging system to the dressing rooms.

A portable lectern is available with desk lamp and high chair for the stage manager's use.

COMPANY SWITCH

A 400 amp, 3 phase power supply is located on the back wall of the theatre, just stage left of center. This power is not supplied from a shielded isolation transformer.

LIGHTING SYSTEM

- ACN Network - ETC Paradigm System
- Console: - ETC - ION control console located in lighting booth with 80 manual subs and 2 touch screen monitors
- DMX: - 6 universes, 1 for conventional lighting plus 4 for house moving lights & LED instruments. Universe 6 is empty and available for touring shows.
- Network ports are located SL, SR, center house, and the lighting booth for a control console
- DMX is located on all electrics, floor, and both pinrails
- Dimmers: - There are 228 Strand CD-80, dual module 2.4k dimmers, and 16 of those dimmers (2.4k) are assigned to the house lighting. There are 25 Johnson Systems non-dim modules. The Dimmer racks are located on the house right tech balcony adjacent to the proscenium. The house is wired circuit-per-dimmer. The dimmers and non-dims are controlled by Johnson Systems Cards.
- Circuitry: - There are 228 theatrical lighting circuits. All circuits are 20 amp twist-lock style connectors. Please see circuit and instrument schedules in the appendix for locations in the house.
- Moving Lights: - The Clark Center owns 20-Chauvet Rogue 2X, 10 Clay Paky Axcor 400 Spots, 5-Varilite 770s, and 4-Chauvet Qwash 560Z LED wash units.
- House Lights: - The house lights are controlled from a Paradigm touch screen in the booth, on stage right, and by preset buttons on stage left. The ION console can override the Paradigm system and the house lights can be written into show cues.
- Cyc Lights: - There are 11 Chauvet FC1 LEDs mounted on our 5th Electric for top light. There are 13 Chauvet FC1 LEDs permanently mounted as a ground row for bottom light.
- Follow Spots: - 2 Lycian 1272 Super Stars with 1200w lamps are located in the light booth, and positioned house left and right, with a 7 position boomerang.

Inventory:

Quantity	Item
28	19 degree ETC lekos
40	26 degree ETC lekos
44	36 degree ETC lekos
24	Chauvet Rogue 2X LED moving lights

5	Vari Lite VL 770s
4	Chauvet Qwash 560Z LED moving lights
10	Clay Paky Axcor 400 Spots moving lights
24	Chauvet FC1 LED Cyc Lights
16	Chauvet E910 LED ERS
10	6" Barn doors
25	6" Top hats
8	Lighting trees (pipes & bases)
10	Pattern holders
5	Irises
8	Fixed Cheeseboroughs
8	Swivel Cheeseboroughs
10	10 ft. cables
25	15 ft. cables
15	Two-fers

SOUND SYSTEM

The mixing console is located in the house at the rear of the orchestra section and left of center.

- Mixing Console: - Yamaha CL 5 with 48 channels
- Stage Box: - Yamaha RIO with 32 channels and AES outputs
- Yamaha RIO with 16 channels

- Speakers: - The center cluster is located above the proscenium arch and consists of an L'Acoustics Kiva II line array, and 6 SB28 Subwoofers.
- The stereo L/R line arrays consist of L'Acoustics Kara speakers

- Front Fills: - Consists of 5 L'Acoustics 5XT, low profile speakers

- Side Fills: - 2 L'Acoustics X8 speakers are mounted on the proscenium arch behind the stereo arrays

- Monitor Mixer - Yamaha M7CL (48 Ch.) with Dante cards
- Monitor Speakers: - There are 8 L'Acoustic X12 speakers and 2 SB15M stage subs all typically mixed from FOH

- Microphones: - Assorted collection applicable to the space.

- Hearing Assistance: - Infrared hearing assistance system by Listen Systems

- Intercom System: - Clear Com, PL Pro SB-440 with 7 belt packs and headsets.

We can accommodate both digital and analog touring sound systems.

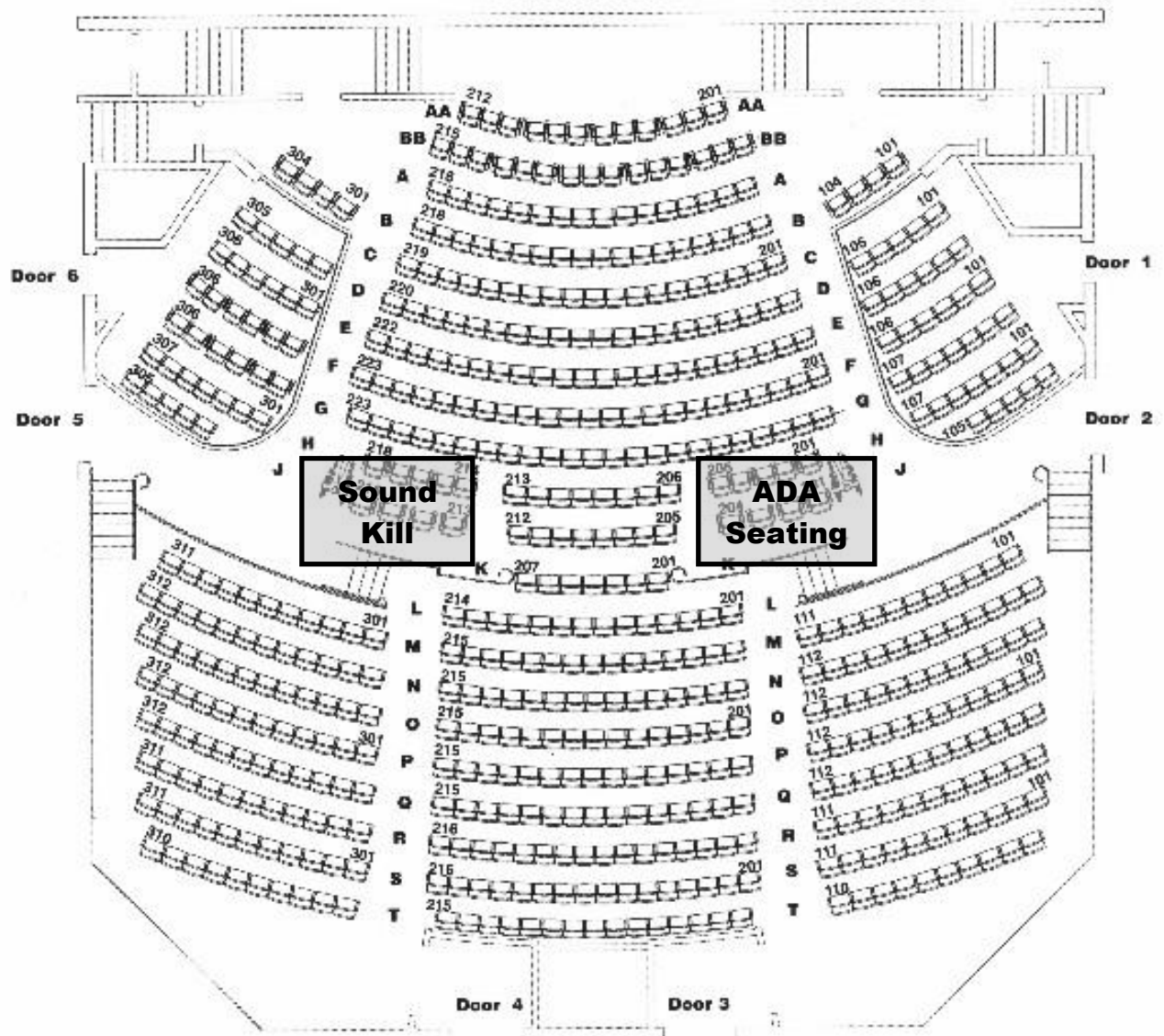
MULTIMEDIA SYSTEM

The Atlona multimedia system is distributed to key places in the building. A stage camera is fed to the lobby and greenroom monitors. Computer presentations can be originated from many locations in the building.

Projector:	Barco G100-W22 Laser, 22,000 lumens in light booth
Screen:	24' by 24' front projection screen – 6' upstage of plasterline
Playback:	DVD - no video switcher, (Barco inputs in appendix)
Computer:	PC with internet access upon request
Software:	Powerpoint, etc.
Fiber HDMI:	Inputs on Stage Left & Stage Right
A/V Distribution:	Atlona – HDMI inputs from lobby, box office, FOH, stage left and right Atlona – Outputs to Lobby, box office, FOH, stage left and right 3 Video Monitors – Lobby Left & Right, and greenroom

(This space left blank intentionally.)

FORBES HALL AUDITORIUM



Seating Capacities:	-	Maximum Room Capacity	615
	-	Pit covered with extra three rows of seats	606
	-	Pit open or apron installed for thrust stage	579
	-	ADA seats	9

These numbers include the sound kill position at rear of the orchestra section.

Wheel chair sections are located at the rear of the orchestra section.

STUDIO THEATRE

The Studio Theatre is a versatile facility that can be used as a "black box" performance space, for general assemblies, a rehearsal space, a meeting room, or private party. It is about 1800 square feet in size and has a lighting and technical catwalk surrounding the room. The studio theatre has an acoustical treatment and incandescent house lights along the walls. Seating risers are available.

- Load In Access: - Load in access for the Studio Theatre is done from the main storage patio behind the building. This is the same loading area for the main stage, but after the roll up loading doors there is a set of standard double doors leading to the backstage corridor. There is also a small man door with direct access to the outside courtyard near the main parking lot.
- Stage configurations: - The stage and seating areas are very versatile allowing for many types of configurations, including proscenium style, thrust style, and theatre in the round.
- Seating capacities: - Depending on the configuration, the capacity can be up to 200 seats.
- Floor: - Fir over sleepers, topped with masonite and painted black.
- Dimensions: - Floor to Catwalk 11' - 1"
- Floor to Grid 19' - 1"
- Width & Length 37' - 4" x 44' - 0" (partially to 60')
- Audience Services: - The theatre has its own lobby which is accessible directly from outside the main parking and courtyard areas.
- In addition, there is access to the main lobby, restrooms, and concessions.
- Control area: - Both lighting and sound control are located on an elevated catwalk accessible from the second floor.
- Lighting Equipment: - ETC Element lighting console
- Dimmers = 74 @ 2.4k + 2 @ 6.0k
- Circuits = 76 (circuit per dimmer)
- Shared ETC inventory from Forbes Hall – See appendix
- Sound Equipment: - Mixing console
- Amps A portable sound system is available
- Playback that is adaptive to the flexible space
- Intercom

DRESSING ROOMS

There are two group dressing rooms located off stage left from the Forbes Hall stage. The women's dressing room accommodates up to 24 people with closets, toilets and a shower. The men's dressing room accommodates up to 16 people with a closet, toilets and a shower. Either room could be assigned as uni-sex if desired.

The Green Room is 35' from off stage left. There are two principal dressing rooms located off the Green Room. They have a shared shower/restroom.

The Studio Theatre has two group dressing rooms.

BOX OFFICE

Hours : 12:00pm to 6:00pm Monday through Friday
 12:00pm to 4:00pm Saturday
 2 hours prior to showtime
 (hours change during the summer and holidays – check the website)

Phone: 805-489-9444

CONCESSIONS

Food & Beverage concessions are operated by the Clark Center. Information can be obtained by calling 805-489-4196.

Artist merchandise and concessions are subjected to a commission payable to the Clark Center. Please make arrangements in advance for tables and chairs.

SALON

The Salon is a VIP reception room with wing back chairs, settees, and other various lounges and tables. It is decorated with historical paintings and suitable for small gatherings. It is available for an additional cost. Please inquire for security deposits, rental fees, and other conditions.

Operational Concerns for use of The Clark Center:

1. This facility is here because of the love, generosity, and the respect of the community towards the arts. Please show your respect for the center and its other users by helping us keep it a safe and fun place to be.
2. There must be an authorized representative of the Clark Center present at all times when using any of the facilities.
3. No food or beverages other than water will be allowed in the auditorium or on stage. All food and beverages must be kept in the lobby, the concession area, or in permissible areas backstage.
4. Smoking is not allowed anywhere inside the building. Smoking must be done on the sidewalk and please extinguish, and discard remains in appropriate containers. Do not throw smoldering remains in the trash cans.
5. Children need to have supervision inside the building. This is a working theater with many dangers that cannot be readily seen by young eyes. This is especially true backstage.
6. We try to maintain a professional schedule, therefore, **no performers, crew members, or anyone associated with your group will be let in earlier than your contracted time.** Even if our crews are here, we are readily preparing the facility for your use. Please do not arrive too early before your contracted call time.
7. The Cast & Crew entrance and exit to the building is through the double mauve colored doors at the back of the theater labeled Artist Entrance.
8. The Clark Center is not liable or responsible for any valuables left in the theater or dressing rooms. Please leave your valuables at home or bring a lockable container.
9. If you accidentally damage something, please bring it to the attention of our staff. If you notice something previously damaged, please tell us so that we may repair it as quickly as possible, for you and future users.
10. Operation of the rigging system and fly rail is to be done by authorized employees of the Clark Center. This system is very dangerous and could cause severe injuries and death.
11. Please make use of all trash receptacles while inside the building. Please do not leave any food anywhere due to the ant and rodent problems that will cause. Overly messy areas will require an additional cleaning fee for which we will bill you.
12. We are here to assist you the best way we can. If you have a concern or a question, please feel free to ask any of our staff members.
13. If using the concession area, please remove all food remains and spills from the counters and floor. Make sure to clean anything you were allowed to use and return it to its original location.
14. If you, your cast, crew, or audience accidentally leaves something behind after the building is closed, you may contact the box office to check with lost and found.
15. If you use the dressing rooms, please check to make sure you do not leave any irons or heated hair accessories on or plugged into an outlet due to the risk of fire.
16. After the event, please help us to ensure that coffee pots, irons and other fire causing devices are switched off, unplugged and placed in a safe manner. Fire is a preventable danger.
17. The doors leading backstage will be locked during performances to prevent the audience from accessing a potentially dangerous backstage area.
18. If you have any guests requiring access to the backstage area during or after performances, you need to make arrangements with the box house manager to identify and escort them backstage.
19. Try to leave the facility in the same condition, if not better, when you arrived.

Thank you for your help in maintaining the beauty, safety, and operation of the facility!

RESTAURANTS

Village of Arroyo Grande (1-2 miles):

Branch Street Deli
Old Village Grill (hamburgers, etc.)
Villa Cantina (Mexican)
Gina's Italian Restaurant
Rooster Creek Tavern
Mason Bar & Grill
Jaffe Café (Mediterranean Cuisine)
Klondike Pizza (awesome pizza a la Alaska motif)
Rori's Artisanal Creamery (Ice Cream Parlor)
Sidewalk Café

Five Cities area (3-6 miles):

CJ's Restaurant
Old Juan's Cantina (Mexican with great margaritas!)
AJ Spurs Steakhouse (family style restaurant & lounge with bar)
Yanagi's (Sushi)
Splash Café (Award winning clam chowder)
Scotty's Bar & Grill (Pismo Beach)

The usual stuff scattered about:

In N Out
Denny's
Panda Express
Chipotle
5 Guys
McDonalds
Burger King
Taco Bell
Carl's Jr.
Jamba Juice
Jersey Mikes
Subway
Starbuck's Coffee

HOTELS

Oxford Suites	Highway 101 at 4 th Street, Pismo Beach
Agrarian Hotel	East Branch St, Arroyo Grande
Holiday Inn Express	Highway 101 at Oak Park Blvd., Grover Beach
Best Western Casa Grande	Highway 101 at Oak Park Blvd., Arroyo Grande

APPENDIX

Lineset Schedule

July, 2020



Production: _____

Date: _____

Lineset Number:	Distance US Of Plasterline:	Function:
...		(Fire Curtain)
1	11"	Grand Valance
2	1' – 7"	Grand Curtain
3	2' – 3"	Green Show Legs (pinrail only)
4	3' – 7"	First electric (motorized - pinrail only)
5	6' – 2"	Border + Movie Screen
6	6' – 10"	Legs
7	8' – 2"	Orchestra Shell
8	8' – 10"	Second Electric
9	10' – 2"	(Empty)
10	11' – 6"	(Empty)
11	12' – 10"	Border
12	13' – 6"	Mid-stage Blackout Traveler
13	14' – 2"	Legs
14	15' – 6"	Third Electric
15	16' – 2"	(Empty)
16	16' – 10"	(Empty)
17	18' – 2"	Orchestra Shell
18	19' – 6"	(Empty)
19	20' – 2"	Border
20	20' – 10"	Legs
21	21' – 6"	(Empty)
22	22' – 10"	Fourth Electric
23	24' – 2"	Full stage Blackout Curtain
24	25' – 6"	Border
25	26' – 10"	Legs & Orchestra Shell
26	28' – 2"	Scrim
27	28' – 10"	Fifth Electric
28	30' – 2"	(Empty)
29	31' – 6"	Cyclorama

CL5 Main Stage Sound Console – 48 channels

DIGITAL MIXING CONSOLE

CL5

72 mixes / 8 stereo 24 mixes / 8 matrices

With a three-section fader layout for efficient hands-on control, the CL5 is the ideal choice for a diverse spectrum of live sound systems.

- Fader configuration: 16-fader left section, 8-fader Centralogic section, 8-fader right section, 2-fader master section.
- Stainless steel stay for iPad support.
- Built-in meter bridge.

DIGITAL MIXING CONSOLE

CL1

48 mixes / 8 stereo 24 mixes / 8 matrices

Dual 8-fader sections in a space-saving console that can be used alone or cascaded to another CL console for input expansion.

- Fader configuration: 8-fader left section, 8-fader Centralogic section, 2-fader master section.
- Meter bridge optional.




M7-CL Main Stage Monitor Console – 32 channels



Monitor Mixing Notes:

We do not have a splitter snake for monitor mixing purposes. Our consoles are all D'Ante networked so any head amp adjustments on the CL5 will affect the M7-CL.

We typically mix monitors from our FOH Yamaha CL5 to avoid this Problem.



L-ACOUSTICS



KARA II




KIVA II



SB18 Subs

(Center Cluster)



KARA II

(Stereo Left & Right)



(X12 Stage Monitors)





Console Capacities

Output Parameters

- 5,120 outputs (DMX channels)

Channel Counts

- 10,000 channels

Cues and Cue Lists

- Up to 999 cue lists
- Up to 10,000 cues

Record Targets

- 1,000 Groups
- 1,000 x 4 Palettes (Intensity, Focus, Color and Beam)
- 1,000 Presets
- 1,000 Effects
- 1,000 Macros

2- 40 Fader Wings

- 1 dedicated Master Playback, with Go and Stop/Back
- a maximum of 200 configurable playbacks, with Go and Stop/Back
- a maximum of 300 configurable submasters, with Bump and Assert/Select



Rogue R2 Wash

Rogue R2 Wash is a valuable addition to rental and production inventories. Durable and dependable, this moving wash workhorse produces a bright, powerful light and offers five zones of LED control to pixel map its 19 (15 W) RGBW quad-LEDs. A standout zoom range of 12° to 49° gives it the spread to cover even the largest areas. Smooth color mixing, simple and complex DMX channel profiles and powerCON in and out are just some of the other features that make this fixture a standout performer in any setting.



Q-Wash™ 560Z-LED

Q-Wash™ 560Z-LED is a best-in-class moving yoke wash with a wide zoom range and a variable beam angle. It powers out an impressive 13,100 lux at 5 meters. The incorporation of 91 high intensity and calibrated RGBWA Cree LEDs ensures a uniform wash, excellent color rendering and a vast color palette of soft pastels and vivid hues.



Ovation CYC 1 FC

Ovation CYC 1 FC is an incredibly sleek, discreet, and light weight CYC that delivers a wide, smooth field of light with significant reach. Completely convection cooled, the unit is ideal for applications where silent operation is critical. Ovation Cyc 1 FC features the advanced RGBAL color-mixing system found in our other Full Color Ovation units to render nearly any color with tremendous realism and saturation. Given the low-profile of the unit, it can also be used effectively as a footlight. The versatile fixture has an integrated kick stand and included glare shield that can adjust and shape its throw and also features an included omega bracket.



Ovation E-910FC

Ovation E-910FC is a high-performance ERS-style fixture with full RGBA-Lime color mixing and Color Temperature presets of 2800 to 6500 K that match the output of a tungsten source to perfection. Control options include full 16-bit dimming (per color and master), selectable PWM, RDM and onboard dimming curve selection. Also accessible is our Virtual Color Wheel which matches popular gel colors.



Axcor Spot 400



The Axcor Spot 400 provides the medium-power applications with a compact, bright, LED moving spotlight, complete with every device you need for exceptional projected visual effects. There is nothing like it in its category for variety of effects and possible combinations: 2 rotating dichroic glass gobo wheels, with a total of 14 rotating gobos, an animation disc, a rotating prism, a power-driven iris, and a 16-bit dimmer. In addition to these, it features highly advanced color management tools based on a CMY system with linear CTO and a 6-color wheel. Another outstanding device on the Axcor Spot 400 is the incredible 5.5°- 55° zoom (1:10 ratio!), with an extremely uniform light distribution at every beam aperture, which means you can use the unit in a wide range of application areas. The Axcor Spot 400 fits a 300W white LED source with a very high light output compared to its power. It can be ordered in the 6500 K version, which maximizes its light output, or in the 5600 K version which optimizes its CRI (at least 90).

Channel	DMX Value	Function
10	ROTATING GOBO 1 CHANGE	
	000 - 008	Empty position
	009 - 017	Gobo 1
	018 - 026	Gobo 2
	027 - 035	Gobo 3
	036 - 044	Gobo 4
	045 - 053	Gobo 5
	054 - 062	Gobo 6
	063 - 071	Gobo 7
	072 - 113	Continuous CW gobo wheel rotation at linearly variable speed from fast to slow
	114 - 117	Stop rotation
	118 - 159	Continuous CCW gobo wheel rotation at linearly variable speed from slow to fast
	160 - 173	Gobo 1 shakes at variable speed from slow to fast
	174 - 187	Gobo 2 shakes at variable speed from slow to fast
	188 - 200	Gobo 3 shakes at variable speed from slow to fast
	201 - 214	Gobo 4 shakes at variable speed from slow to fast
	215 - 227	Gobo 5 shakes at variable speed from slow to fast
	228 - 241	Gobo 6 shakes at variable speed from slow to fast
	242 - 255	Gobo 7 shakes at variable speed from slow to fast

Channel	DMX Value	Function
13	ROTATING GOBO 2 CHANGE	
	000 - 008	Empty position
	009 - 017	Gobo 1
	018 - 026	Gobo 2
	027 - 035	Gobo 3
	036 - 044	Gobo 4
	045 - 053	Gobo 5
	054 - 062	Gobo 6
	063 - 071	Gobo 7
	072 - 113	Continuous CCW gobo wheel rotation at linearly variable speed from fast to slow
	114 - 117	Stop rotation
	118 - 159	Continuous CW gobo wheel rotation at linearly variable speed from slow to fast
	160 - 173	Gobo 1 shakes at variable speed from slow to fast
	174 - 187	Gobo 2 shakes at variable speed from slow to fast
	188 - 200	Gobo 3 shakes at variable speed from slow to fast
	201 - 214	Gobo 4 shakes at variable speed from slow to fast
	215 - 227	Gobo 5 shakes at variable speed from slow to fast
	228 - 241	Gobo 6 shakes at variable speed from slow to fast
	242 - 255	Gobo 7 shakes at variable speed from slow to fast

DMX Map of Movers:



Rev. July 2020

Chan.	Fixture	Location	Univ.	Address	Circuit
301	Chauvet Rogue 2X Mover	First Electric	2	1	64
302	Chauvet Rogue 2X Mover	First Electric	2	23	64
303	Chauvet Rogue 2X Mover	First Electric	2	45	70
304	Chauvet Rogue 2X Mover	First Electric	2	67	57
305	Chauvet Rogue 2X Mover	First Electric	2	89	57
306	Chauvet Rogue 2X Mover	Second Electric	2	111	74
307	Chauvet Rogue 2X Mover	Second Electric	2	133	74
308	Chauvet Rogue 2X Mover	Second Electric	2	155	73
309	Chauvet Rogue 2X Mover	Second Electric	2	177	78
310	Chauvet Rogue 2X Mover	Second Electric	2	199	78
311	Chauvet Rogue 2X Mover	Third Electric	3	1	98
312	Chauvet Rogue 2X Mover	Third Electric	3	23	98
313	Chauvet Rogue 2X Mover	Third Electric	3	45	98
314	Chauvet Rogue 2X Mover	Third Electric	3	67	93
315	Chauvet Rogue 2X Mover	Third Electric	3	89	93
316	Chauvet Rogue 2X Mover	Fourth Electric	3	111	122
317	Chauvet Rogue 2X Mover	Fourth Electric	3	133	122
318	Chauvet Rogue 2X Mover	Fourth Electric	3	155	118
319	Chauvet Rogue 2X Mover	Fourth Electric	3	177	111
320	Chauvet Rogue 2X Mover	Fourth Electric	3	199	111
401	Clay Paky Axcor 400 Profile	First Electric	2	221	63
402	Clay Paky Axcor 400 Profile	First Electric	2	249	55
403	Clay Paky Axcor 400 Profile	First Electric	2	277	69
404	Clay Paky Axcor 400 Profile	First Electric	2	305	58
405	Clay Paky Axcor 400 Profile	Fourth Electric	3	221	125
406	Clay Paky Axcor 400 Profile	Fourth Electric	3	249	125
407	Clay Paky Axcor 400 Profile	Fourth Electric	3	277	121

408	Clay Paky Axcor 400 Profile	Fourth Electric	3	305	117
409	Clay Paky Axcor 400 Profile	Fourth Electric	3	333	112
410	Clay Paky Axcor 400 Profile	Fourth Electric	3	361	112

Channel	Fixture	Location	Univ.	Address	Circuit
---------	---------	----------	-------	---------	---------

501	Chauvet 560 Z	Fourth Electric	4	91	122
502	Chauvet 560 Z	Fourth Electric	4	106	118
503	Chauvet 560 Z	Fourth Electric	4	121	118
504	Chauvet 560 Z	Fourth Electric	4	136	111

601	Chauvet E910 w/HD Lens	First Electric	2	393	64
602	Chauvet E910 w/HD Lens	First Electric	2	406	64
603	Chauvet E910 w/HD Lens	First Electric	2	419	70
604	Chauvet E910 w/HD Lens	First Electric	2	432	70
605	Chauvet E910 w/HD Lens	First Electric	2	445	57
606	Chauvet E910 w/HD Lens	First Electric	2	458	57
607	Chauvet E910 w/HD Lens	Second Electric	3	389	82
608	Chauvet E910 w/HD Lens	Second Electric	3	402	84
609	Chauvet E910 w/HD Lens	Second Electric	3	415	84
610	Chauvet E910 w/HD Lens	Second Electric	3	428	78

701	Vari Lite VL770	Second Electric	2	333	83
702	Vari Lite VL770	Second Electric	2	363	77
703	Vari Lite VL770	Third Electric	4	1	102
704	Vari Lite VL770	Third Electric	4	31	91
705	Vari Lite VL770	Fourth Electric	4	61	119

801	Chauvet FC1	CYC TOP	Fifth Electric	4	151	131
802	Chauvet FC1	CYC TOP	Fifth Electric	4	167	131
803	Chauvet FC1	CYC TOP	Fifth Electric	4	183	131
804	Chauvet FC1	CYC TOP	Fifth Electric	4	199	131
805	Chauvet FC1	CYC TOP	Fifth Electric	4	215	131
806	Chauvet FC1	CYC TOP	Fifth Electric	4	231	141
807	Chauvet FC1	CYC TOP	Fifth Electric	4	247	141
808	Chauvet FC1	CYC TOP	Fifth Electric	4	263	141
809	Chauvet FC1	CYC TOP	Fifth Electric	4	279	141
810	Chauvet FC1	CYC TOP	Fifth Electric	4	295	141
811	Chauvet FC1	CYC TOP	Fifth Electric	4	311	141
812	Chauvet FC1	CYC TOP	Fifth Electric	4	327	14
813	Chauvet FC1	CYC TOP	Fifth Electric	4	343	14

814	Chauvet FC1	CYC	BOT	Ground Row	4	359	14
815	Chauvet FC1	CYC	BOT	Ground Row	4	375	14
816	Chauvet FC1	CYC	BOT	Ground Row	4	391	14
817	Chauvet FC1	CYC	BOT	Ground Row	4	407	14

Channel	Fixture			Location	Univ.	Address	Circuit
818	Chauvet FC1	CYC	BOT	Ground Row	4	423	18
819	Chauvet FC1	CYC	BOT	Ground Row	4	439	18
820	Chauvet FC1	CYC	BOT	Ground Row	4	455	18
821	Chauvet FC1	CYC	BOT	Ground Row	4	471	18
822	Chauvet FC1	CYC	BOT	Ground Row	4	487	18
823	Chauvet FC1	CYC	BOT	Ground Row	5	1	18
824	Chauvet FC1	CYC	BOT	Ground Row	5	17	18
825	Chauvet FC1	Footer		DS Foot Light	5	33	6
826	Chauvet FC1	Footer		DS Foot Light	5	49	6
827	Chauvet FC1	Footer		DS Foot Light	5	65	6
828	Chauvet FC1	Footer		DS Foot Light	5	81	6
321	Chauvet Rogue 2X Mover			Floor Mover	5	97	
322	Chauvet Rogue 2X Mover			Floor Mover	5	119	
323	Chauvet Rogue 2X Mover			Floor Mover	5	141	
324	Chauvet Rogue 2X Mover			Floor Mover	5	163	
611	Chauvet E910 w/HD Lens			1R Boom	5	185	5
612	Chauvet E910 w/HD Lens			1L Boom	5	198	6
613	Chauvet E910 w/HD Lens			2R Boom	5	211	21
614	Chauvet E910 w/HD Lens			2L Boom	5	224	22
615	Chauvet E910 w/HD Lens			3R Boom	5	237	27
616	Chauvet E910 w/HD Lens			3L Boom	5	250	28
617	Chauvet E910 w/HD Lens			4R Boom	5	263	33
618	Chauvet E910 w/HD Lens			4L Boom	5	276	34
619	Chauvet E910 w/HD Lens			Boom	5	289	
620	Chauvet E910 w/HD Lens			Boom	5	302	

No.	Instrument	Location	DMX	Circuit	Purpose	Lamp	Channel
1	36 Leko	First Electric		51	Near Side - Warm	750	51
2	36 Leko	"		52	Near Side - Cool	750	52
3	26 Leko	"		51	Far Side - Warm	750	51
4	26 Leko	"		52	Far Side - Cool	750	52
5	Chauvet Rogue 2X	"	2/089	57	Down Wash	LED	305
6	Clay Paky Axcor 400	"	2/329	58	Moving Special	LED	404
7	Chauvet E910 Leko	"	2/420	57	Static Special	LED	606
8	Chauvet Rogue 2X	"	2/067	57	Down Wash	LED	304
9	Chauvet E910 Leko	"	2/409	57	Static Special	LED	605
10	Clay Paky Axcor 400	"	2/293	67	Moving Special	LED	403
11	Chauvet E910 Leko	"	2/398	68	Static Special	LED	604
12	Chauvet Rogue 2X	"	2/045	68	Down Wash	LED	303
13	Chauvet E910 Leko	"	2/387	68	Static Special	LED	603
14	Clay Paky Axcor 400	"	2/257	55	Moving Special	LED	402
15	Chauvet E910 Leko	"	2/376	64	Static Special	LED	602
16	Chauvet Rogue 2X	"	2/023	64	Down Wash	LED	302
17	Chauvet E910 Leko	"	2/365	64	Static Special	LED	601
18	Clay Paky Axcor 400	"	2/221	63	Moving Special	LED	401
19	Chauvet Rogue 2X	"	2/001	64	Down Wash	LED	301
20	26 Leko	"		67	Far Side Warm	750	67
21	26 Leko	"		66	Far Side Cool	750	66
22	36 Leko	"		67	Near Side Warm	750	67
23	36 Leko	"		66	Near Side Cool	750	66
1	36 Leko	Second Electric		71	Near Side - Warm	750	71
2	36 Leko	"		72	Near Side - Cool	750	72
3	26 Leko	"		71	Far Side - Warm	750	71
4	26 Leko	"		72	Far Side - Cool	750	72
5	VL 770	"	2/461	77	Moving Side	LED	702
6	Chauvet Rogue 2X	"	2/199	78	Down Wash	LED	310
7	Chauvet E910 Leko	"	3/470	78	Static Special	LED	610
8	Chauvet Rogue 2X	"	2/177	78	Down Wash	LED	309
9	Chauvet E910 Leko	"	3/459	73	Static Special	LED	609
10	Chauvet Rogue 2X	"	2/155	73	Down Wash	LED	308
11	Chauvet E910 Leko	"	3/448	73	Static Special	LED	608
12	Chauvet Rogue 2X	"	2/133	74	Down Wash	LED	307
13	Chauvet E910 Leko	"	3/437	74	Static Special	LED	607
14	Chauvet Rogue 2X	"	2/111	74	Down Wash	LED	306
15	VL 770	"	2/431	83	Moving Side	LED	701
16	26 Leko	"		88	Far Side Warm	750	88
17	26 Leko	"		87	Far Side Cool	750	87
18	36 Leko	"		88	Near Side Warm	750	88
19	36 Leko	"		87	Near Side Cool	750	87

No.	Instrument	Location	DMX	Circuit	Purpose	Lamp	Channel
1	Chauvet Ovation FC1	Fifth Electric	4/261	141	Cyc - TOP	LED	811
2	Chauvet Ovation FC1	"	4/250	141	Cyc - TOP	LED	810
3	Chauvet Ovation FC1	"	4/239	141	Cyc - TOP	LED	809
4	Chauvet Ovation FC1	"	4/228	141	Cyc - TOP	LED	808
5	Chauvet Ovation FC1	"	4/217	141	Cyc - TOP	LED	807
6	Chauvet Ovation FC1	"	4/206	142	Cyc - TOP	LED	806
7	Chauvet Ovation FC1	"	4/195	142	Cyc - TOP	LED	805
8	Chauvet Ovation FC1	"	4/184	142	Cyc - TOP	LED	804
9	Chauvet Ovation FC1	"	4/173	142	Cyc - TOP	LED	803
10	Chauvet Ovation FC1	"	4/162	142	Cyc - TOP	LED	802
11	Chauvet Ovation FC1	"	4/151	142	Cyc - TOP	LED	801
1	Chauvet Ovation FC1	Ground Row	4/404	18	Cyc - BOT	LED	824
2	Chauvet Ovation FC1	"	4/393	18	Cyc - BOT	LED	823
3	Chauvet Ovation FC1	"	4/382	18	Cyc - BOT	LED	822
4	Chauvet Ovation FC1	"	4/371	18	Cyc - BOT	LED	821
5	Chauvet Ovation FC1	"	4/360	18	Cyc - BOT	LED	820
6	Chauvet Ovation FC1	"	4/349	18	Cyc - BOT	LED	819
7	Chauvet Ovation FC1	"	4/338	18	Cyc - BOT	LED	818
8	Chauvet Ovation FC1	"	4/327	14	Cyc - BOT	LED	817
9	Chauvet Ovation FC1	"	4/316	14	Cyc - BOT	LED	816
10	Chauvet Ovation FC1	"	4/305	14	Cyc - BOT	LED	815
11	Chauvet Ovation FC1	"	4/294	14	Cyc - BOT	LED	814
12	Chauvet Ovation FC1	"	4/283	14	Cyc - BOT	LED	813
13	Chauvet Ovation FC1	"	4/272	14	Cyc - BOT	LED	812

[illegible]

Barco G100 -W22 Projector:

22,000 lumens, Laser projector



100% image performance

The G100 series opens up the possibilities of our single-chip offering with higher brightness levels than before. It brings great image quality with an impressive lumens power for bright projections indoor and outdoor. What's more, the G100 supports all the latest input sources, including HDMI™ 2.0, to assure deep color palettes and qualitative projections.

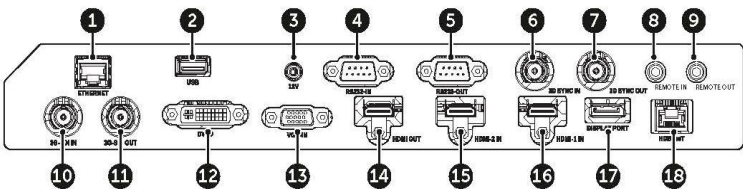


Image 4-1

N- r.	Name	Type	Cable	Example connections ¹
1	Ethernet	Control port	RJ-45 cable	Local or company network
2	USB Type A	Control port	USB power cable	PC, USB flash drive
3	12V	Control port	12V trigger cable	motorized screen, curtain, etc
4	RS-232-IN	Control port	RS-232 cable	PC
5	RS-232-OUT	Control port	RS-232 cable	PC
6	3D Sync IN	Input	3D sync cable	PC
7	3D Sync OUT	Output	3D emitter cable	3D emitter
8	Remote IN	Control port	Wired remote cable	RCU
9	Remote OUT	Control port	Wired remote cable	RCU
10	3G-SDI IN	Input	3G-SDI cable	Camera
11	3G-SDI OUT	Output	3G-SDI cable	Screen, other projectors
12	DVI-D	Input	DVI-D cable	PC
13	VGA-IN	Input	VGA cable	PC
14	HDMI OUT (HDMI 2.0)	Output	HDMI cable	Screen
15	HDMI-2 IN (HDMI 2.0)	Input	HDMI cable	PC, game console, media player
16	HDMI-1 IN (HDMI 2.0)	Input	HDMI cable	PC, game console, media player
17	DisplayPort 1.2a	Input	DisplayPort cable	PC, Mac
18	HDBaseT	Input	RJ-45 cable	Media player

Studio Theatre Equipment



ELEMENT



Studio Theatre Lighting Inventory

50	ETC Parnels	750 watts
15	ETC Pars MFL	750 watts
14	ETC Source Four ERS	750 watts
1	Scoop	500 watts
6	3 Cell Far Cyc Units	1000 watts

Please have your lighting designer contact Rick Pierce for the possible availability of more inventory at the time of your production.

Production Department Phone: 805-489-4196 x208

